

# 3M CO. FUTURE (MMMFM) - EUX/202408

2024/07/08 18:32:46

**Price**  
**101.2808** USD

**Difference**  **-0.27% (-0.27)**

### General attributes

Symbol	MMMFM24
Exchange	Eurex
Currency	USD
Security type	Future
Underlying	3M COMPANY
Maturity	08-2024
Contract size	100

### Market data

Bid (Bid size)	- USD (-)
Ask (Ask size)	- USD (-)
Open	101.2808 USD
High	101.2808 USD
Low	101.2808 USD
Close (prev. day)	101.5517 USD
Underlying	3M COMPANY
Underlying price (date)	101.11 (24/07/08)
Settlement price (date)	101.28 (24/07/08)
Open Interest	0

### Performance and Risk

	6m	1y	3y
Perf (%)	-7.00%	-	-
Perf (abs.)	-7.65	-	-
Beta	-	-	-
Volatility	34.36	-	-

### Futures and Options

Related Futures	-
Related Options	-












Information about previous performance does not guarantee future performance.  
Source: FactSet

### Price data

Ø price 5 days   Ø volume 5 days (pcs.)	101.6748 USD (0)
Ø price 30 days   Ø volume 30 days (pcs.)	101.4453 USD (0)
Ø price 100 days   Ø volume 100 days (pcs.)	98.2836 USD (0)
Ø price 250 days   Ø volume 250 days (pcs.)	- USD (-)
YTD High   date	110.8144 USD (2024/01/02)
YTD Low   date	90.6153 USD (2024/04/16)
52 Weeks High   date	- USD (-)
52 Weeks Low   date	- USD (-)

### Recent Research

on underlying	on sector	on market	
Date		Headline	Download
2023/06/06		Global Equity Ratings	
2023/06/06		Aktienempfehlungen Global	
2023/06/01		Aktienempfehlungen Global	
2023/06/01		Global Equity Ratings	
2023/05/24		Global Equity Ratings	