


HENKEL AG & CO.KGAA VORZUGS. FUTURE (HENG) - EUX/202408

2024/07/16 18:50:30

Price
81.7391 EUR

Difference  -0.04% (-0.03)

General attributes

Symbol HENGQ24
 Exchange Eurex
 Currency EUR
 Security type Future
 Underlying HENKEL AG & CO KGAA VZ
 Maturity 08-2024
 Contract size 100

Market data

Bid (Bid size) - EUR (-)
 Ask (Ask size) - EUR (-)
 Open 81.7391 EUR
 High 81.7391 EUR
 Low 81.7391 EUR
 Close (prev. day) 81.7682 EUR
 Underlying HENKEL AG & CO KGAA VZ
 Underlying price (date) 81.46 (24/07/16)
 Settlement price (date) 81.74 (24/07/16)
 Open Interest 0

Performance and Risk

	6m	1y	3y
Perf (%)	+10.37%	-	-
Perf (abs.)	+7.68	-	-
Beta	-	-	-
Volatility	17.99	-	-

Futures and Options

Related Futures -
 Related Options -












Information about previous performance does not guarantee future performance.
 Source: FactSet

Price data

Ø price 5 days Ø volume 5 days (pcs.)	81.9051 EUR (0)
Ø price 30 days Ø volume 30 days (pcs.)	83.4857 EUR (0)
Ø price 100 days Ø volume 100 days (pcs.)	78.0855 EUR (0)
Ø price 250 days Ø volume 250 days (pcs.)	- EUR (-)
YTD High date	85.6599 EUR (2024/06/12)
YTD Low date	68.6874 EUR (2024/02/28)
52 Weeks High date	- EUR (-)
52 Weeks Low date	- EUR (-)

Recent Research

on underlying on sector on market			
Date		Headline	Download
2022/05/04		Global Equity Ratings	
2022/05/04		Aktienempfehlungen Global	
2022/04/27		Global Equity Ratings	
2022/04/27		Aktienempfehlungen Global	
2022/04/14		Global Equity Ratings	