


# HENKEL AG & CO.KGAA VORZUGS. FUTURE (HENG) - EUX/202408

2024/05/02 18:23:38

**Price**  
**74.836** EUR

**Difference**  **-0.64% (-0.48)**

**General attributes**

Symbol	HENGQ24
Exchange	Eurex
Currency	EUR
Security type	Future
Underlying	HENKEL AG & CO KGAA VZ
Maturity	08-2024
Contract size	100

**Market data**

Bid (Bid size)	- EUR (-)
Ask (Ask size)	- EUR (-)
Open	74.836 EUR
High	74.836 EUR
Low	74.836 EUR
Close (prev. day)	75.3171 EUR
Underlying	HENKEL AG & CO KGAA VZ
Underlying price (date)	74.00 (24/05/02)
Settlement price (date)	74.84 (24/05/02)
Open Interest	0



Information about previous performance does not guarantee future performance.  
 Source: FactSet

**Performance and Risk**

	6m	1y	3y
Perf (%)	+9.88%	-	-
Perf (abs.)	+6.77	-	-
Beta	-	-	-
Volatility	15.45	-	-










**Futures and Options**

Related Futures	-
Related Options	-

**Price data**

Ø price 5 days   Ø volume 5 days (pcs.)	74.154 EUR (0)
Ø price 30 days   Ø volume 30 days (pcs.)	72.744 EUR (0)
Ø price 100 days   Ø volume 100 days (pcs.)	72.331 EUR (0)
Ø price 250 days   Ø volume 250 days (pcs.)	- EUR (-)
YTD High   date	75.414 EUR (2024/03/13)
YTD Low   date	68.687 EUR (2024/02/28)
52 Weeks High   date	- EUR (-)
52 Weeks Low   date	- EUR (-)

**Recent Research**

on underlying   on sector   on market			
Date		Headline	Download
2022/05/04		Global Equity Ratings	
2022/05/04		Aktienempfehlungen Global	
2022/04/27		Global Equity Ratings	
2022/04/27		Aktienempfehlungen Global	
2022/04/14		Global Equity Ratings	