

# ADIDAS AG FUTURE (ADSG) - EUX/202408

2024/05/31 18:42:20

**Price**  
**233.3796** EUR

**Difference**  **-0.01% (-0.02)**

### General attributes

Symbol	ADSGQ24
Exchange	Eurex
Currency	EUR
Security type	Future
Underlying	ADIDAS AG
Maturity	08-2024
Contract size	100

### Market data

Bid (Bid size)	- EUR (-)
Ask (Ask size)	- EUR (-)
Open	233.3796 EUR
High	233.3796 EUR
Low	233.3796 EUR
Close (prev. day)	233.4041 EUR
Underlying	ADIDAS AG
Underlying price (date)	231.50 (24/05/31)
Settlement price (date)	233.38 (24/05/31)
Open Interest	0

### Performance and Risk

	6m	1y	3y
Perf (%)	+18.28%	-	-
Perf (abs.)	+36.07	-	-
Beta	-	-	-
Volatility	27.61	-	-

### Futures and Options

Related Futures	-
Related Options	-












Information about previous performance does not guarantee future performance.  
Source: FactSet

### Price data

Ø price 5 days   Ø volume 5 days (pcs.)	228.9144 EUR (0)
Ø price 30 days   Ø volume 30 days (pcs.)	228.4579 EUR (0)
Ø price 100 days   Ø volume 100 days (pcs.)	201.8544 EUR (0)
Ø price 250 days   Ø volume 250 days (pcs.)	- EUR (-)
YTD High   date	234.5466 EUR (2024/04/29)
YTD Low   date	167.9841 EUR (2024/01/19)
52 Weeks High   date	- EUR (-)
52 Weeks Low   date	- EUR (-)

### Recent Research

on underlying	on sector	on market	
Date		Headline	Download
2024/05/29		Global Equity Ratings	
2024/05/29		Aktienempfehlungen Global	
2024/04/26		Global Equity Ratings	
2024/04/26		Aktienempfehlungen Global	
2024/04/03		Global Equity Ratings	