

ADIDAS AG FUTURE (ADSG) - EUX/202408

2024/05/16 18:30:26

Price
232.1014 EUR

Difference  **-0.79% (-1.84)**

General attributes

Symbol	ADSGQ24
Exchange	Eurex
Currency	EUR
Security type	Future
Underlying	ADIDAS AG
Maturity	08-2024
Contract size	100

Market data

Bid (Bid size)	- EUR (-)
Ask (Ask size)	- EUR (-)
Open	232.1014 EUR
High	232.1014 EUR
Low	232.1014 EUR
Close (prev. day)	233.9431 EUR
Underlying	ADIDAS AG
Underlying price (date)	229.50 (24/05/17)
Settlement price (date)	232.10 (24/05/16)
Open Interest	0

Performance and Risk

	6m	1y	3y
Perf (%)	+27.77%	-	-
Perf (abs.)	+50.45	-	-
Beta	-	-	-
Volatility	27.92	-	-

Futures and Options

Related Futures	-
Related Options	-












Information about previous performance does not guarantee future performance.
Source: FactSet

Price data

Ø price 5 days Ø volume 5 days (pcs.)	229.4926 EUR (0)
Ø price 30 days Ø volume 30 days (pcs.)	220.8564 EUR (0)
Ø price 100 days Ø volume 100 days (pcs.)	197.1255 EUR (0)
Ø price 250 days Ø volume 250 days (pcs.)	- EUR (-)
YTD High date	234.5466 EUR (2024/04/29)
YTD Low date	167.9841 EUR (2024/01/19)
52 Weeks High date	- EUR (-)
52 Weeks Low date	- EUR (-)

Recent Research

on underlying	on sector	on market	
Date		Headline	Download
2024/04/26		Global Equity Ratings	
2024/04/26		Aktienempfehlungen Global	
2024/04/03		Global Equity Ratings	
2024/04/03		Aktienempfehlungen Global	
2024/03/13		Global Equity Ratings	