

ADIDAS AG FUTURE (ADSG) - EUX/202408

2024/04/30 18:38:58

Price
228.547 EURDifference  -2.56% (-6.00)

General attributes

Symbol	ADSGQ24
Exchange	Eurex
Currency	EUR
Security type	Future
Underlying	ADIDAS AG
Maturity	08-2024
Contract size	100

Market data

Bid (Bid size)	- EUR (-)
Ask (Ask size)	- EUR (-)
Open	228.547 EUR
High	228.547 EUR
Low	228.547 EUR
Close (prev. day)	234.5466 EUR
Underlying	ADIDAS AG
Underlying price (date)	226.40 (24/04/30)
Settlement price (date)	228.55 (24/04/30)
Open Interest	0

Performance and Risk

	6m	1y	3y
Perf (%)	+33.19%	-	-
Perf (abs.)	+56.95	-	-
Beta	-	-	-
Volatility	29.05	-	-

Futures and Options

Related Futures	-
Related Options	-












Information about previous performance does not guarantee future performance.
Source: FactSet

Price data

Ø price 5 days Ø volume 5 days (pcs.)	231.009 EUR (0)
Ø price 30 days Ø volume 30 days (pcs.)	212.606 EUR (0)
Ø price 100 days Ø volume 100 days (pcs.)	193.979 EUR (0)
Ø price 250 days Ø volume 250 days (pcs.)	- EUR (-)
YTD High date	234.547 EUR (2024/04/29)
YTD Low date	167.984 EUR (2024/01/19)
52 Weeks High date	- EUR (-)
52 Weeks Low date	- EUR (-)

Recent Research

on underlying	on sector	on market	
Date		Headline	Download
2024/04/26		Global Equity Ratings	
2024/04/26		Aktienempfehlungen Global	
2024/04/03		Global Equity Ratings	
2024/04/03		Aktienempfehlungen Global	
2024/03/13		Global Equity Ratings	