

ROYAL DUTCH SHELL FUTURE (R6CF) - EUX/202408

2024/07/26 18:35:45

Price
32.8113 EUR

Difference  0.42% (0.14)

General attributes

Symbol	R6CFQ24
Exchange	Eurex
Currency	EUR
Security type	Future
Underlying	SHELL PLC
Maturity	08-2024
Contract size	100

Market data

Bid (Bid size)	- EUR (-)
Ask (Ask size)	- EUR (-)
Open	32.8113 EUR
High	32.8113 EUR
Low	32.8113 EUR
Close (prev. day)	32.6746 EUR
Underlying	SHELL PLC
Underlying price (date)	33.065 (24/07/26)
Settlement price (date)	32.81 (24/07/26)
Open Interest	0

Performance and Risk

	6m	1y	3y
Perf (%)	+15.29%	+17.12%	-
Perf (abs.)	+4.35	+4.80	-
Beta	-	-	-
Volatility	13.67	16.34	-

Futures and Options

Related Futures	-
Related Options	-

5y












Information about previous performance does not guarantee future performance.
Source: FactSet

Price data

Ø price 5 days Ø volume 5 days (pcs.)	32.7945 EUR (0)
Ø price 30 days Ø volume 30 days (pcs.)	33.1657 EUR (0)
Ø price 100 days Ø volume 100 days (pcs.)	32.6005 EUR (0)
Ø price 250 days Ø volume 250 days (pcs.)	30.7759 EUR (0)
YTD High date	34.4036 EUR (2024/04/12)
YTD Low date	27.6274 EUR (2024/01/22)
52 Weeks High date	34.4036 EUR (2024/04/12)
52 Weeks Low date	26.9751 EUR (2023/08/02)

Recent Research

on sector			
Date		Headline	Download
2024/07/26		Equity Weekly	
2024/07/24		Global Equity Ratings	
2024/07/24		Aktienempfehlungen Global	
2024/07/15		Aktienempfehlungen Global	
2024/07/12		Equity Weekly	