

L'OREAL FUTURE (LORF) - EUX/202408

2024/07/12 18:58:48

Price
414.1966 EURDifference  1.74% (7.08)

General attributes

Symbol	LORFQ24
Exchange	Eurex
Currency	EUR
Security type	Future
Underlying	L'OREAL S.A.
Maturity	08-2024
Contract size	100

Market data

Bid (Bid size)	- EUR (-)
Ask (Ask size)	- EUR (-)
Open	414.1966 EUR
High	414.1966 EUR
Low	414.1966 EUR
Close (prev. day)	407.1141 EUR
Underlying	L'OREAL S.A.
Underlying price (date)	412.60 (24/07/12)
Settlement price (date)	414.20 (24/07/12)
Open Interest	0

Performance and Risk

	6m	1y	3y
Perf (%)	-7.93%	-	-
Perf (abs.)	-35.67	-	-
Beta	-	-	-
Volatility	21.05	-	-

Futures and Options

Related Futures	-
Related Options	-

5y












Information about previous performance does not guarantee future performance.
Source: FactSet

Price data

Ø price 5 days Ø volume 5 days (pcs.)	407.0582 EUR (0)
Ø price 30 days Ø volume 30 days (pcs.)	434.1107 EUR (0)
Ø price 100 days Ø volume 100 days (pcs.)	439.7990 EUR (0)
Ø price 250 days Ø volume 250 days (pcs.)	- EUR (-)
YTD High date	461.4812 EUR (2024/05/14)
YTD Low date	401.7311 EUR (2024/07/09)
52 Weeks High date	- EUR (-)
52 Weeks Low date	- EUR (-)

Recent Research

on underlying	on sector	on market	
Date		Headline	Download
2024/07/12		Global Equity Ratings	
2024/07/12		Aktienempfehlungen Global	
2024/06/21		Global Equity Ratings	
2024/06/21		Aktienempfehlungen Global	
2024/06/14		Global Equity Ratings	