

L'OREAL FUTURE (LORF) - EUX/202408

2024/06/21 19:17:24

Price
443.3815 EURDifference  -0.46% (-2.06)

General attributes

Symbol	LORFQ24
Exchange	Eurex
Currency	EUR
Security type	Future
Underlying	L'OREAL S.A.
Maturity	08-2024
Contract size	100

Market data

Bid (Bid size)	- EUR (-)
Ask (Ask size)	- EUR (-)
Open	443.3815 EUR
High	443.3815 EUR
Low	443.3815 EUR
Close (prev. day)	445.443 EUR
Underlying	L'OREAL S.A.
Underlying price (date)	440.65 (24/06/21)
Settlement price (date)	443.38 (24/06/21)
Open Interest	0

Performance and Risk

	6m	1y	3y
Perf (%)	-2.32%	-	-
Perf (abs.)	-10.53	-	-
Beta	-	-	-
Volatility	21.12	-	-

Futures and Options

Related Futures	-
Related Options	-

5y












Information about previous performance does not guarantee future performance.
Source: FactSet

Price data

Ø price 5 days Ø volume 5 days (pcs.)	444.5347 EUR (0)
Ø price 30 days Ø volume 30 days (pcs.)	452.9266 EUR (0)
Ø price 100 days Ø volume 100 days (pcs.)	444.0643 EUR (0)
Ø price 250 days Ø volume 250 days (pcs.)	- EUR (-)
YTD High date	461.4812 EUR (2024/05/14)
YTD Low date	411.1180 EUR (2024/04/08)
52 Weeks High date	- EUR (-)
52 Weeks Low date	- EUR (-)

Recent Research

on underlying	on sector	on market	
Date		Headline	Download
2024/06/21		Global Equity Ratings	
2024/06/21		Aktienempfehlungen Global	
2024/06/14		Global Equity Ratings	
2024/06/14		Aktienempfehlungen Global	
2024/05/29		Global Equity Ratings	