

L'OREAL FUTURE (LORF) - EUX/202408

2024/05/10 18:29:34

Price
458.1896 EUR

Difference  -0.10% (-0.44)

General attributes

Symbol	LORFQ24
Exchange	Eurex
Currency	EUR
Security type	Future
Underlying	L'OREAL S.A.
Maturity	08-2024
Contract size	100

Market data

Bid (Bid size)	- EUR (-)
Ask (Ask size)	- EUR (-)
Open	458.1896 EUR
High	458.1896 EUR
Low	458.1896 EUR
Close (prev. day)	458.6299 EUR
Underlying	L'OREAL S.A.
Underlying price (date)	453.45 (24/05/10)
Settlement price (date)	458.19 (24/05/10)
Open Interest	0

Performance and Risk

	6m	1y	3y
Perf (%)	+8.72%	-	-
Perf (abs.)	+36.76	-	-
Beta	-	-	-
Volatility	20.51	-	-

Futures and Options

Related Futures	-
Related Options	-












5y

Information about previous performance does not guarantee future performance.
 Source: FactSet

Price data

Ø price 5 days Ø volume 5 days (pcs.)	453.2260 EUR (0)
Ø price 30 days Ø volume 30 days (pcs.)	433.1277 EUR (0)
Ø price 100 days Ø volume 100 days (pcs.)	441.2683 EUR (0)
Ø price 250 days Ø volume 250 days (pcs.)	- EUR (-)
YTD High date	459.0107 EUR (2024/02/05)
YTD Low date	411.1180 EUR (2024/04/08)
52 Weeks High date	- EUR (-)
52 Weeks Low date	- EUR (-)

Recent Research

on underlying	on sector	on market	
Date		Headline	Download
2024/04/26		Global Equity Ratings	
2024/04/26		Aktienempfehlungen Global	
2024/04/03		Global Equity Ratings	
2024/04/03		Aktienempfehlungen Global	
2024/03/13		Global Equity Ratings	