

## L'OREAL FUTURE (LORF) - EUX/202408

2024/04/26 18:31:38

Price  
**440.9003** EURDifference  1.29% (5.60)

## General attributes

Symbol	LORFQ24
Exchange	Eurex
Currency	EUR
Security type	Future
Underlying	L'OREAL S.A.
Maturity	08-2024
Contract size	100

## Market data

Bid (Bid size)	- EUR (-)
Ask (Ask size)	- EUR (-)
Open	440.9003 EUR
High	440.9003 EUR
Low	440.9003 EUR
Close (prev. day)	435.3039 EUR
Underlying	L'OREAL S.A.
Underlying price (date)	437.40 (24/04/29)
Settlement price (date)	440.90 (24/04/26)
Open Interest	0

## Performance and Risk

	6m	1y	3y
Perf (%)	+10.09%	-	-
Perf (abs.)	+40.40	-	-
Beta	-	-	-
Volatility	20.70	-	-

## Futures and Options

Related Futures	-
Related Options	-












Information about previous performance does not guarantee future performance.  
Source: FactSet

## Price data

Ø price 5 days   Ø volume 5 days (pcs.)	439.4695 EUR (0)
Ø price 30 days   Ø volume 30 days (pcs.)	430.6511 EUR (0)
Ø price 100 days   Ø volume 100 days (pcs.)	441.1638 EUR (0)
Ø price 250 days   Ø volume 250 days (pcs.)	- EUR (-)
YTD High   date	459.0107 EUR (2024/02/05)
YTD Low   date	411.1180 EUR (2024/04/08)
52 Weeks High   date	- EUR (-)
52 Weeks Low   date	- EUR (-)

## Recent Research

on underlying	on sector	on market	
Date		Headline	Download
2024/04/26		Global Equity Ratings	
2024/04/26		Aktienempfehlungen Global	
2024/04/03		Global Equity Ratings	
2024/04/03		Aktienempfehlungen Global	
2024/03/13		Global Equity Ratings	