

DEUTSCHE TELEKOM AG FUTURE (DTEF) - EUX/202408

2024/04/30 18:39:10

Price
21.7374 EUR
 Difference  -1.39% (-0.31)

General attributes

Symbol DTEFQ24
 Exchange Eurex
 Currency EUR
 Security type Future
 Underlying DEUTSCHE TELEKOM AG
 Maturity 08-2024
 Contract size 100

Market data

Bid (Bid size) - EUR (-)
 Ask (Ask size) - EUR (-)
 Open 21.7374 EUR
 High 21.7374 EUR
 Low 21.7374 EUR
 Close (prev. day) 22.0438 EUR
 Underlying DEUTSCHE TELEKOM AG
 Underlying price (date) 21.49 (24/04/30)
 Settlement price (date) 21.74 (24/04/30)
 Open Interest 0

Performance and Risk

| | 6m | 1y | 3y |
|-------------|--------|----|----|
| Perf (%) | +6.62% | - | - |
| Perf (abs.) | +1.35 | - | - |
| Beta | - | - | - |
| Volatility | 13.46 | - | - |

Futures and Options

Related Futures -
 Related Options -

5y













Information about previous performance does not guarantee future performance.
 Source: FactSet

Price data

| | |
|---|--------------------------|
| Ø price 5 days Ø volume 5 days (pcs.) | 21.9608 EUR (0) |
| Ø price 30 days Ø volume 30 days (pcs.) | 21.6752 EUR (0) |
| Ø price 100 days Ø volume 100 days (pcs.) | 21.9320 EUR (0) |
| Ø price 250 days Ø volume 250 days (pcs.) | - EUR (-) |
| YTD High date | 23.0726 EUR (2024/01/22) |
| YTD Low date | 21.0841 EUR (2024/04/16) |
| 52 Weeks High date | - EUR (-) |
| 52 Weeks Low date | - EUR (-) |

Recent Research

| on underlying | on sector | on market | |
|---------------|---|---------------------------|---|
| Date | | Headline | Download |
| 2024/04/26 |  | Global Equity Ratings |  |
| 2024/04/26 |  | Aktienempfehlungen Global |  |
| 2024/04/03 |  | Global Equity Ratings |  |
| 2024/04/03 |  | Aktienempfehlungen Global |  |
| 2024/03/13 |  | Global Equity Ratings |  |