

ION BEAM APPLICATIONS S.A.

ISIN: **BE0003766806** WKN: **000376680**

Overview

2024/07/17 08:03:17

Price
12.40 EURDifference  -0.32% (-0.04)

General attributes

ISIN	BE0003766806
Symbol	IBAB
Exchange	Stuttgart
Currency	EUR
Sector	Chemical / Pharmaceutical / Health
Security type	Stock
Market cap (m)	365 EUR
Benchmark	BEL 20 INDEX

Market data

Bid (Bid size)	12.66 EUR (699)
Ask (Ask size)	12.92 EUR (2,002)
Open	12.40 EUR
High	12.40 EUR
Low	12.40 EUR
Close (prev. day)	12.44 EUR
VWAP	-
Volume (pcs)	0
Trading volume	0.00
Number of trades	1
Last size	0

Futures and Options




Related Futures	0
Related Options	-

5y



Information about previous performance does not guarantee future performance.
Source: FactSet

Recent research

on sector		on market	
Date		Headline	Download
2024/07/15		Aktienempfehlungen Global	
2024/07/12		Global Equity Ratings	
2024/07/09		Aktienempfehlungen Österreich	
2024/06/24		Aktienempfehlungen Österreich	
2024/06/21		Global Equity Ratings	

Details

2024/07/17 08:03:17

Price

12.40 EUR

Difference ▼ -0.32% (-0.04)

General attributes

ISIN	BE0003766806
Symbol	IBAB
Exchange	Stuttgart
Currency	EUR
Sector	Chemical / Pharmaceutical / Health
Security type	Stock
Market cap (m)	365 EUR
Benchmark	BEL 20 INDEX

Market data

Bid (Bid size)	12.66 EUR (699)
Ask (Ask size)	12.92 EUR (2,002)
Open	12.40 EUR
High	12.40 EUR
Low	12.40 EUR
Close (prev. day)	12.44 EUR
VWAP	-
Volume (pcs)	0
Trading volume	0.00
Number of trades	1
Last size	0

Performance and Risk

	6m	1y	3y
Perf (%)	+14.55%	-16.62%	-23.77%
Perf (abs.)	+1.58	-2.48	-3.88
Beta	1.29	0.92	0.91
Volatility	38.53	37.00	37.94

5y



Information about previous performance does not guarantee future performance.
Source: FactSet

Price data

Ø price 5 days Ø volume 5 days (pcs.)	12.40 EUR (0)
Ø price 30 days Ø volume 30 days (pcs.)	12.86 EUR (28)
Ø price 100 days Ø volume 100 days (pcs.)	12.66 EUR (58)
Ø price 250 days Ø volume 250 days (pcs.)	11.53 EUR (51)
YTD High date	14.38 EUR (2024/05/20)
YTD Low date	9.24 EUR (2024/03/01)
52 Weeks High date	15.12 EUR (2023/07/17)
52 Weeks Low date	8.27 EUR (2023/10/17)

Arbitrage views

Exchange ⊕	Date	Time	Price	Trading volume (mio.)	Number of trades
Tradegate	2024/07/16	22:26	12.56 EUR	0.00	3
Stuttgart	2024/07/17	08:03	12.40 EUR	0.00	1
Munich	2024/07/17	08:18	12.46 EUR	0.00	1
London Stock Exchange European Trade Reporting	2024/07/17	08:59	12.51 EUR	0.00	1
Frankfurt	2024/07/17	08:07	12.38 EUR	0.00	1

	07/17					
FINRA other OTC Issues	2024/ 06/20	17:11	15.00 USD	0.06		2
Euronext Brussels	2024/ 07/17	12:50	12.76 EUR	0.08		22
Duesseldorf	2024/ 07/17	08:11	12.40 EUR	0.00		1
Berlin	2024/ 07/17	12:40	12.66 EUR	0.00		7

Company profile

Company Logo



Contact Details

ION BEAM APPLICATIONS SA

--

3, chemin du Cyclotron - 1348 Louvain-la-Neuve

Telefon: +32-1-047-58-11

Fax: +32-1-047-58-10

E-mail: info-worldwide@iba-group.com

Company Profile

-

Members of Management Board

Olivier Legrain	Chairman of Managing Board
Frédéric Nolf	Member of Executive Committee
Soumya Chandramouli	Member of Executive Committee
Yves Jongen	Member of Executive Committee

Board of directors

Pierre Mottet	Chairman of Supervisory Board
Hedvig Hricak	Member of Supervisory Board
Richard Hausmann	Member of Supervisory Board
Christine Dubus	Member of Supervisory Board
Marcel Miller	Member of Supervisory Board
Sybille van den Hoven	Member of Supervisory Board
Yves Jongen	Member of Supervisory Board