

FX USD/JPY FUTURE (FCUY) - EUX/202410

2024/05/10 15:13:54

Price
152.235 JPY
 Difference  0.09% (0.14)

General attributes

Symbol FCUYV24
 Exchange Eurex
 Currency JPY
 Security type Future
 Underlying US DOLLAR / JAPANESE YEN (USD/JPY)
 Maturity 10-2024
 Contract size 1

Market data

Bid (Bid size) - JPY (-)
 Ask (Ask size) - JPY (-)
 Open 152.235 JPY
 High 152.235 JPY
 Low 152.235 JPY
 Close (prev. day) 152.097 JPY
 Underlying US DOLLAR / JAPANESE YEN (USD/JPY)
 Underlying price (date) 155.703 (24/05/11)
 Settlement price (date) 152.24 (24/05/10)
 Open Interest 0

Performance and Risk

	6m	1y	3y
Perf (%)	+6.10%	-	-
Perf (abs.)	+8.75	-	-
Beta	-	-	-
Volatility	9.23	-	-

Futures and Options

Related Futures -
 Related Options -

5y












Information about previous performance does not guarantee future performance.
 Source: FactSet

Price data

Ø price 5 days Ø volume 5 days (pcs.)	151.343 JPY (0)
Ø price 30 days Ø volume 30 days (pcs.)	149.828 JPY (0)
Ø price 100 days Ø volume 100 days (pcs.)	144.522 JPY (0)
Ø price 250 days Ø volume 250 days (pcs.)	- JPY (-)
YTD High date	153.464 JPY (2024/04/30)
YTD Low date	136.284 JPY (2024/01/02)
52 Weeks High date	- JPY (-)
52 Weeks Low date	- JPY (-)

Recent Research

on market		
Date	Headline	Download
2024/05/10	 EU News Monthly May 2024	
2024/05/08	 Marktkommentar	
2024/05/06	 Anzeichen für eine wirtschaftliche Wende?	
2024/05/06	 Mixed data on retail sales and industrial output	
2024/05/02	 FX markets reflect uncertain interest rate outlook	