

## RUSORO MINING LTD.

ISIN: CA7822271028 WKN: -

## Overview

2024/07/26 08:02:41

Price  
0.882 EURDifference  1.85% (0.02)

## General attributes

ISIN	CA7822271028
Symbol	RML
Exchange	Munich
Currency	EUR
Sector	Energy / Commodities
Security type	Stock
Market cap (m)	601 EUR
Benchmark	S&P/TSX 60 INDEX

## Market data

Bid (Bid size)	-
Ask (Ask size)	-
Open	0.882 EUR
High	0.882 EUR
Low	0.882 EUR
Close (prev. day)	0.866 EUR
VWAP	0.744 EUR
Volume (pcs)	0
Trading volume	0.00
Number of trades	1
Last size	0

## Futures and Options











Related Futures	-
Related Options	-

5y



Information about previous performance does not guarantee future performance.  
Source: FactSet

## Recent research

on sector		
Date	Headline	Download
2024/07/26	 Equity Weekly	
2024/07/24	 Global Equity Ratings	
2024/07/24	 Aktienempfehlungen Global	
2024/07/15	 Aktienempfehlungen Global	
2024/07/12	 Equity Weekly	

## Details

2024/07/26 08:02:41

## Price

0.882 EUR

Difference ▲ 1.85% (0.02)

## General attributes

ISIN	CA7822271028
Symbol	RML
Exchange	Munich
Currency	EUR
Sector	Energy / Commodities
Security type	Stock
Market cap (m)	601 EUR
Benchmark	S&P/TSX 60 INDEX

## Market data

Bid (Bid size)	-
Ask (Ask size)	-
Open	0.882 EUR
High	0.882 EUR
Low	0.882 EUR
Close (prev. day)	0.866 EUR
VWAP	0.744 EUR
Volume (pcs)	0
Trading volume	0.00
Number of trades	1
Last size	0

## Performance and Risk

	6m	1y	3y
Perf (%)	+45.79%	+255.65%	-
Perf (abs.)	+0.28	+0.63	-
Beta	0.66	1.14	0.85
Volatility	34.59	74.34	-

5y



Information about previous performance does not guarantee future performance.  
Source: FactSet

## Price data

Ø price 5 days   Ø volume 5 days (pcs.)	0.869 EUR (0)
Ø price 30 days   Ø volume 30 days (pcs.)	0.895 EUR (0)
Ø price 100 days   Ø volume 100 days (pcs.)	0.852 EUR (25)
Ø price 250 days   Ø volume 250 days (pcs.)	0.585 EUR (42)
YTD High   date	0.944 EUR (2024/05/23)
YTD Low   date	0.398 EUR (2024/01/04)
52 Weeks High   date	0.944 EUR (2024/05/23)
52 Weeks Low   date	0.204 EUR (2023/08/16)

## All listings for RUSORO MINING LTD.

Exchange	Date	Time	Price	Trading volume (mio.)	Number of trades
Tradegate	2024/07/26	22:26	0.98 EUR	0.02	9
TSX Venture Exchange	2024/07/26	21:59	1.47 CAD	2.44	920
Stuttgart	2024/07/26	11:05	0.882 EUR	0.00	4
Munich	2024/07/26	08:02	0.882 EUR	0.00	1
Frankfurt	2024/07/26	10:34	0.88 EUR	0.00	1

	26					
FINRA other OTC Issues	2024/07/ 26	21:50	1.06 USD	0.49		154
Duesseldorf	2024/07/ 26	19:32	0.914 EUR	0.00		7
Berlin	2024/07/ 26	08:08	0.882 EUR	0.00		3

## Company profile

### Company Logo

#### Contact Details

RUSORO MINING LTD.

--

----

Telefon: -

Fax: -

E-mail: -

### Company Profile

-