

MAGELLAN FINANCIAL GROUP LTD.

ISIN: **AU000000MFG4** WKN: **MFG**

Overview

2024/10/18 22:26:55

Price
6.95 EUR**Difference**  0.00% (0.00)

General attributes

ISIN	AU000000MFG4
Symbol	MFG
Exchange	Tradegate
Currency	EUR
Sector	Financial
Security type	Stock
Market cap (m)	1,245 EUR
Benchmark	ASX ALL ORDINARIES INDEX

Market data

Bid (Bid size)	6.90 EUR (871)
Ask (Ask size)	7.00 EUR (858)
Open	6.90 EUR
High	6.90 EUR
Low	6.90 EUR
Close (prev. day)	6.95 EUR
VWAP	6.90 EUR
Volume (pcs)	101
Trading volume	696.90
Number of trades	1
Last size	101

Futures and Options

Related Futures	-
Related Options	-






5y



Information about previous performance does not guarantee future performance.
Source: FactSet

Recent research

on sector

Date	Headline	Download
2024/10/14	 Aktienempfehlungen Österreich	
2024/09/27	 Global Equity Ratings	
2024/09/27	 Aktienempfehlungen Global	
2024/09/23	 Aktienempfehlungen Österreich	
2024/09/11	 Global Equity Ratings	

Details

2024/10/18 22:26:55

Price

6.95 EUR

Difference ➔ 0.00% (0.00)

General attributes

ISIN	AU000000MFG4
Symbol	MFG
Exchange	Tradegate
Currency	EUR
Sector	Financial
Security type	Stock
Market cap (m)	1,245 EUR
Benchmark	ASX ALL ORDINARIES INDEX

Market data

Bid (Bid size)	6.90 EUR (871)
Ask (Ask size)	7.00 EUR (858)
Open	6.90 EUR
High	6.90 EUR
Low	6.90 EUR
Close (prev. day)	6.95 EUR
VWAP	6.90 EUR
Volume (pcs)	101
Trading volume	696.90
Number of trades	1
Last size	101

Performance and Risk

	6m	1y	3y
Perf (%)	+26.61%	+71.64%	-
Perf (abs.)	+1.45	+2.88	-
Beta	1.57	1.46	1.61
Volatility	36.57	36.46	-



Information about previous performance does not guarantee future performance.

Source: FactSet

Price data

Ø price 5 days Ø volume 5 days (pcs.)	6.72 EUR (50)
Ø price 30 days Ø volume 30 days (pcs.)	6.09 EUR (47)
Ø price 100 days Ø volume 100 days (pcs.)	5.78 EUR (103)
Ø price 250 days Ø volume 250 days (pcs.)	5.46 EUR (190)
YTD High date	6.95 EUR (2024/10/17)
YTD Low date	4.84 EUR (2024/02/28)
52 Weeks High date	6.95 EUR (2024/10/17)
52 Weeks Low date	3.72 EUR (2023/10/26)

Arbitrage views

Exchange ⊕	Date	Time	Price	Trading volume (mio.)	Number of trades
Tradegate	2024/10/18	22:26	6.95 EUR	0.00	1
Stuttgart	2024/10/18	08:07	6.95 EUR	0.00	3
Munich	2024/10/18	08:05	6.95 EUR	0.00	2
Frankfurt	2024/10/18	08:24	6.85 EUR	0.00	2
FINRA other OTC	2024/07/16	16:37	6.40 USD	0.00	2

Issues	10					
Duesseldorf	2024/10/18	19:30	6.85 EUR	0.00		7
Australian Securities Exchange	2024/10/18	07:10	11.26 AUD	7.12		4,909

Company profile

Company Logo



Company Profile

-

Contact Details

MAGELLAN FINANCIAL GROUP

--

Telefon: -

Fax: -

E-mail: -