

CONSTRUCCIONES & AUXILIAR DE FERROCARRILES S.A.

ISIN: ES0121975009 WKN: -

Overview

2024/04/26 08:02:59

Price
31.05 EURDifference  -1.11% (-0.35)

General attributes

ISIN ES0121975009
 Symbol CAF
 Exchange Stuttgart
 Currency EUR
 Sector Transport
 Security type Stock
 Market cap (m) 1,095 EUR
 Benchmark IBEX 35

Market data

Bid (Bid size) - (0)
 Ask (Ask size) - (0)
 Open 31.05 EUR
 High 31.05 EUR
 Low 31.05 EUR
 Close (prev. day) 31.40 EUR
 VWAP -
 Volume (pcs) 0
 Trading volume 0.00
 Number of trades 3
 Last size 0

Futures and Options











Related Futures -
 Related Options -

5y



Information about previous performance does not guarantee future performance.
 Source: FactSet

Recent research

on sector		on market	
Date		Headline	Download
2024/04/26		Global Equity Ratings	
2024/04/26		Aktienempfehlungen Global	
2024/04/15		Aktienempfehlungen Österreich	
2024/04/03		Global Equity Ratings	
2024/04/03		Aktienempfehlungen Global	

Details

2024/04/26 08:02:59

Price

31.05 EUR

Difference ▼ -1.11% (-0.35)

General attributes

ISIN	ES0121975009
Symbol	CAF
Exchange	Stuttgart
Currency	EUR
Sector	Transport
Security type	Stock
Market cap (m)	1,095 EUR
Benchmark	IBEX 35

Market data

Bid (Bid size)	- (0)
Ask (Ask size)	- (0)
Open	31.05 EUR
High	31.05 EUR
Low	31.05 EUR
Close (prev. day)	31.40 EUR
VWAP	-
Volume (pcs)	0
Trading volume	0.00
Number of trades	3
Last size	0

Performance and Risk

	6m	1y	3y
Perf (%)	+13.53%	+16.07%	-22.47%
Perf (abs.)	+3.70	+4.30	-9.00
Beta	0.62	0.56	0.84
Volatility	24.73	24.03	28.55

5y



Information about previous performance does not guarantee future performance.
Source: FactSet

Price data

Ø price 5 days Ø volume 5 days (pcs.)	31.50 EUR (0)
Ø price 30 days Ø volume 30 days (pcs.)	32.52 EUR (2)
Ø price 100 days Ø volume 100 days (pcs.)	32.45 EUR (5)
Ø price 250 days Ø volume 250 days (pcs.)	31.12 EUR (4)
YTD High date	34.45 EUR (2024/03/13)
YTD Low date	31.05 EUR (2024/04/26)
52 Weeks High date	34.45 EUR (2024/03/13)
52 Weeks Low date	26.80 EUR (2023/10/06)

Arbitrage views

Exchange ⊕	Date	Time	Price	Trading volume (mio.)	Number of trades
Tradegate	2024/04/26	22:02	32.00 EUR	0.00	1
Stuttgart	2024/04/26	08:02	31.05 EUR	0.00	3
Munich	2024/04/26	08:11	31.70 EUR	0.00	1
London Stock Exchange European Trade Reporting	2024/04/26	17:30	32.05 EUR	0.00	2
Frankfurt	2024/	15:29	31.55 EUR	0.00	4

	04/26						
Duesseldorf	2024/ 04/26	19:31	31.70	EUR	0.00		7
BME Continuous Market	2024/ 04/26	17:35	31.95	EUR	0.52		258

Company profile

Company Logo



Company Profile

-

Contact Details

CONSTRUCCIONES & AUXILIAR DE FERR

--

Padilla 17 28006 Madrid

Telefon: +34 91 43 52 500

Fax: +34 91 43 60 396

E-mail: caf@caf.es