

## KEISEI ELECTRIC RAILWAY CO NPV

ISIN: JP3278600006 WKN: 9009

## Overview

2024/09/17 22:02:09

Price  
29.00 EURDifference  0.00% (0.00)

## General attributes

ISIN	JP3278600006
Symbol	9009
Exchange	Tradegate
Currency	EUR
Sector	Transport
Security type	Stock
Market cap (m)	4,880 EUR
Benchmark	NIKKEI 225

## Market data

Bid (Bid size)	28.20 EUR (179)
Ask (Ask size)	28.60 EUR (175)
Open	29.00 EUR
High	29.00 EUR
Low	29.00 EUR
Close (prev. day)	29.00 EUR
VWAP	29.00 EUR
Volume (pcs)	-
Trading volume	-
Number of trades	1
Last size	-

## Futures and Options






Related Futures	-
Related Options	-

5y



Information about previous performance does not guarantee future performance.  
Source: FactSet

## Recent research

on sector	on market		
Date		Headline	Download
2024/09/11		Global Equity Ratings	
2024/09/11		Aktienempfehlungen Global	
2024/09/09		Aktienempfehlungen Österreich	
2024/09/05		Global Equity Ratings	
2024/09/05		Aktienempfehlungen Global	

## Details

2024/09/17 22:02:09

## Price

29.00 EUR

Difference ➔ 0.00% (0.00)

## General attributes

ISIN	JP3278600006
Symbol	9009
Exchange	Tradegate
Currency	EUR
Sector	Transport
Security type	Stock
Market cap (m)	4,880 EUR
Benchmark	NIKKEI 225

## Market data

Bid (Bid size)	28.20 EUR (179)
Ask (Ask size)	28.60 EUR (175)
Open	29.00 EUR
High	29.00 EUR
Low	29.00 EUR
Close (prev. day)	29.00 EUR
VWAP	29.00 EUR
Volume (pcs)	-
Trading volume	-
Number of trades	1
Last size	-

## Performance and Risk

	6m	1y	3y
Perf (%)	-24.87%	-21.20%	-
Perf (abs.)	-9.60	-7.80	-
Beta	-	-	-
Volatility	33.93	36.46	-

5y



Information about previous performance does not guarantee future performance.  
Source: FactSet

## Price data

Ø price 5 days   Ø volume 5 days (pcs.)	29.24 EUR (0)
Ø price 30 days   Ø volume 30 days (pcs.)	27.72 EUR (13)
Ø price 100 days   Ø volume 100 days (pcs.)	30.27 EUR (7)
Ø price 250 days   Ø volume 250 days (pcs.)	35.75 EUR (18)
YTD High   date	47.00 EUR (2024/02/19)
YTD Low   date	25.20 EUR (2024/08/07)
52 Weeks High   date	47.00 EUR (2024/02/19)
52 Weeks Low   date	25.20 EUR (2024/08/07)

## Arbitrage views

Exchange <span>⊕</span>	Date	Time	Price	Trading volume (mio.)	Number of trades
Tradegate	2024/09/17	22:02	29.00 EUR	0.00	1
Tokyo Stock Exchange	2024/09/18	08:00	4,457.00 JPY	16.25	1,306
Munich	2024/09/18	17:27	28.00 EUR	0.00	2
Hanover	2024/09/18	17:25	28.00 EUR	0.00	2
Frankfurt	2024/09/18	08:17	28.00 EUR	0.00	1

	18					
FINRA other OTC Issues	2024/08/21	20:25	31.36 USD	0.09		7
Duesseldorf	2024/09/18	19:31	27.80 EUR	0.00		5
Berlin	2024/09/18	08:13	28.20 EUR	0.00		1

## Company profile

### Company Logo



### Company Profile

-

### Contact Details

KEISEI EL.RWY

--

1-10-3, Oshiage, Sumida-ku - 131-8555  
Tokyo

Telefon: 03-3621-2242

Fax: 03-3621-2294

E-mail: -