

FUJI ELECTRIC CO. LTD.

ISIN: JP3820000002 WKN: 6504

Overview

2024/09/17 22:02:09

Price
49.80 EURDifference  -2.35% (-1.20)

General attributes

ISIN	JP3820000002
Symbol	6504
Exchange	Tradegate
Currency	EUR
Sector	Technology
Security type	Stock
Market cap (m)	7,415 EUR
Benchmark	NIKKEI 225

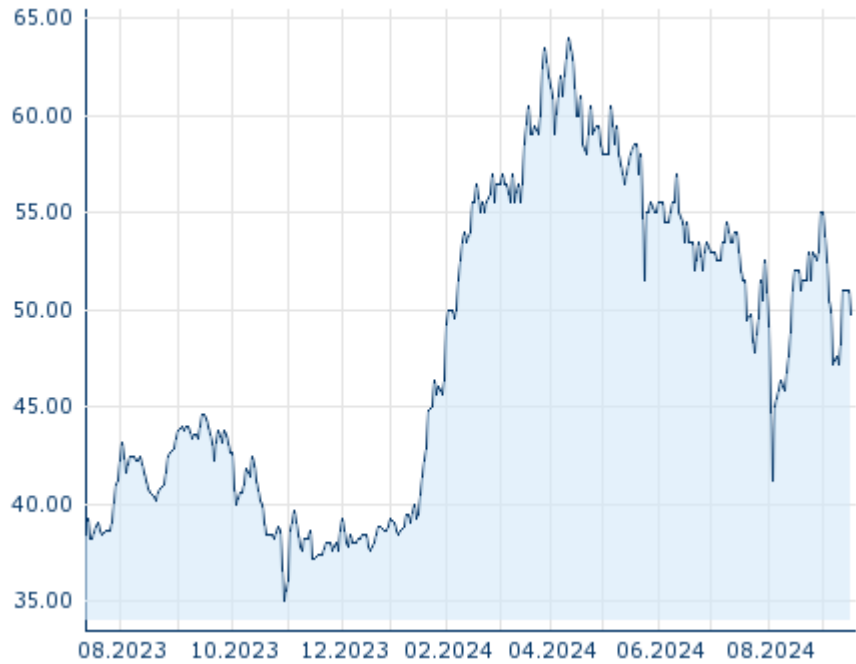
Market data

Bid (Bid size)	49.60 EUR (101)
Ask (Ask size)	50.00 EUR (100)
Open	49.80 EUR
High	49.80 EUR
Low	49.80 EUR
Close (prev. day)	51.00 EUR
VWAP	50.75 EUR
Volume (pcs)	-
Trading volume	-
Number of trades	1
Last size	-

Futures and Options










Related Futures	-
Related Options	-

5y



Information about previous performance does not guarantee future performance.
Source: FactSet

Recent research

on sector		on market	
Date		Headline	Download
2024/09/11		Global Equity Ratings	
2024/09/11		Aktienempfehlungen Global	
2024/09/09		Aktienempfehlungen Österreich	
2024/09/06		Equity Weekly	
2024/09/05		Global Equity Ratings	

Details

2024/09/17 22:02:09

Price

49.80 EUR

Difference ▼ -2.35% (-1.20)

General attributes

ISIN	JP3820000002
Symbol	6504
Exchange	Tradegate
Currency	EUR
Sector	Technology
Security type	Stock
Market cap (m)	7,415 EUR
Benchmark	NIKKEI 225

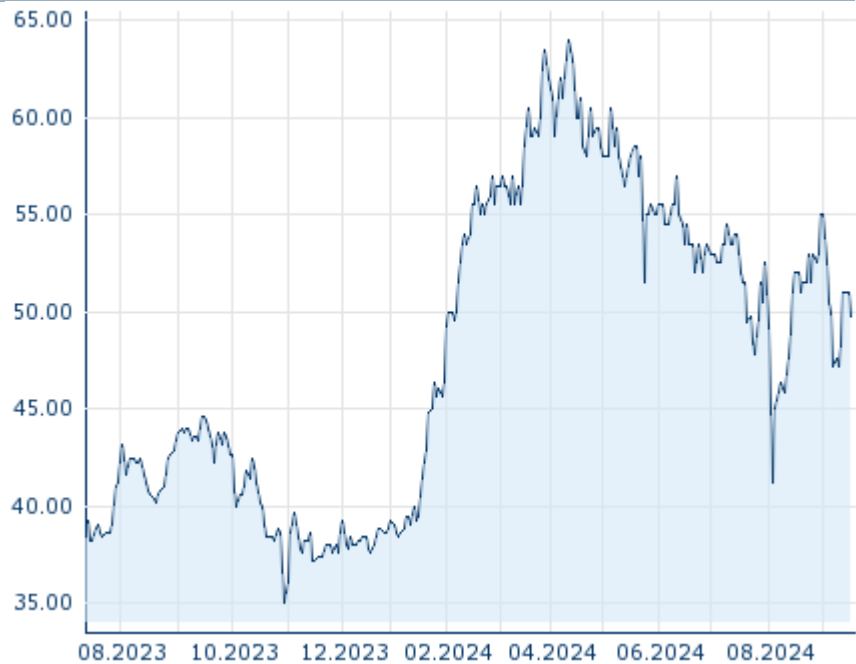
Market data

Bid (Bid size)	49.60 EUR (101)
Ask (Ask size)	50.00 EUR (100)
Open	49.80 EUR
High	49.80 EUR
Low	49.80 EUR
Close (prev. day)	51.00 EUR
VWAP	50.75 EUR
Volume (pcs)	-
Trading volume	-
Number of trades	1
Last size	-

Performance and Risk

	6m	1y	3y
Perf (%)	-14.87%	+11.66%	-
Perf (abs.)	-8.70	+5.20	-
Beta	-	-	-
Volatility	45.67	39.30	-

5y



Information about previous performance does not guarantee future performance.
Source: FactSet

Price data

Ø price 5 days Ø volume 5 days (pcs.)	50.20 EUR (0)
Ø price 30 days Ø volume 30 days (pcs.)	50.28 EUR (18)
Ø price 100 days Ø volume 100 days (pcs.)	52.82 EUR (38)
Ø price 250 days Ø volume 250 days (pcs.)	49.27 EUR (56)
YTD High date	64.00 EUR (2024/04/11)
YTD Low date	38.40 EUR (2024/01/05)
52 Weeks High date	64.00 EUR (2024/04/11)
52 Weeks Low date	35.00 EUR (2023/10/31)

Arbitrage views

Exchange	Date	Time	Price	Trading volume (mio.)	Number of trades
Tradegate	2024/09/17	22:02	49.80 EUR	0.00	1
Tokyo Stock Exchange	2024/09/18	08:00	7,845.00 JPY	34.99	2,090
Stuttgart	2024/09/18	08:01	49.60 EUR	0.00	1
Munich	2024/09/18	08:13	50.00 EUR	0.00	1
Fukuoka Stock	2024/04/02	02:08	10,490.00 JPY	0.01	1

Exchange	12					
Frankfurt	2024/09/18	08:17	49.00 EUR	0.00		1
FINRA other OTC Issues	2024/07/17	17:09	57.02 USD	0.01		2
Duesseldorf	2024/09/18	19:30	49.00 EUR	0.00		5
Berlin	2024/09/18	08:13	49.20 EUR	0.00		1

Company profile

Company Logo



Company Profile

-

Contact Details

FUJI ELECTRIC

--

1-11-2, Ohsaki, Shinagawa-ku - 141-0032
Tokyo

Telefon: 03-5435-7111

Fax: 03-5435-7486

E-mail: -