

SAPPORO HOLDINGS LTD.

ISIN: JP3320800000 WKN: 2501

Overview

2024/09/13 22:26:55

Price
47.40 EURDifference  -1.66% (-0.80)

General attributes

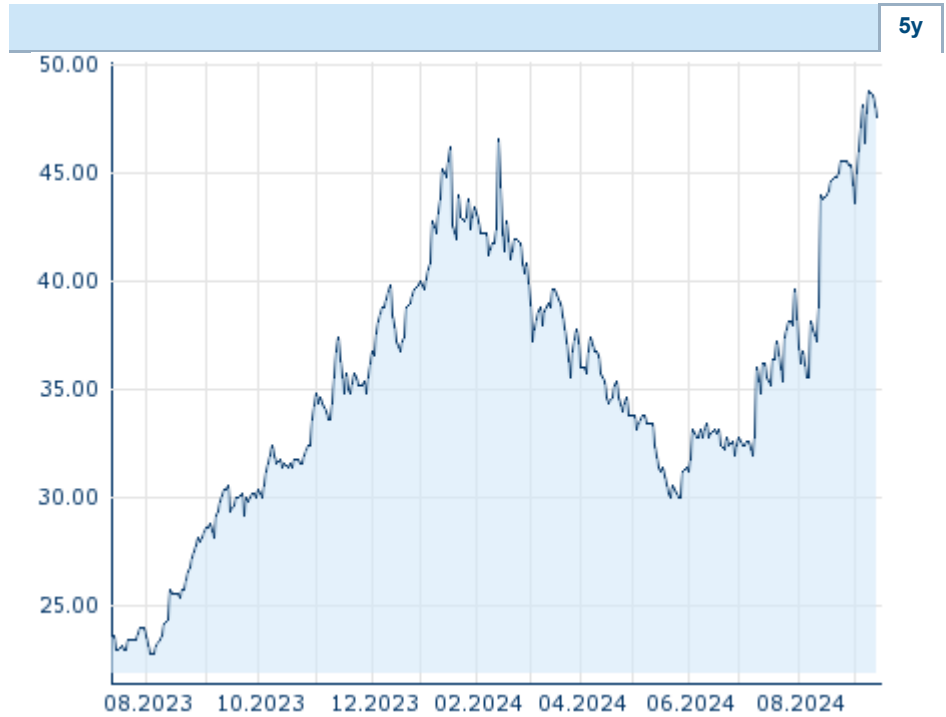
ISIN	JP3320800000
Symbol	2501
Exchange	Tradegate
Currency	EUR
Sector	Consumer Products
Security type	Stock
Market cap (m)	3,731 EUR
Benchmark	NIKKEI 225

Market data

Bid (Bid size)	47.00 EUR (80)
Ask (Ask size)	47.80 EUR (70)
Open	47.60 EUR
High	47.60 EUR
Low	47.60 EUR
Close (prev. day)	48.20 EUR
VWAP	47.60 EUR
Volume (pcs)	70
Trading volume	3,332.00
Number of trades	1
Last size	70









Futures and Options

Related Futures	-
Related Options	-



Information about previous performance does not guarantee future performance.
Source: FactSet

Recent research

on sector		on market	
Date		Headline	Download
2024/09/11		Global Equity Ratings	
2024/09/11		Aktienempfehlungen Global	
2024/09/09		Aktienempfehlungen Österreich	
2024/09/05		Global Equity Ratings	
2024/09/05		Aktienempfehlungen Global	

Details

2024/09/13 22:26:55

Price

47.40 EUR

Difference ▼ -1.66% (-0.80)

General attributes

ISIN	JP3320800000
Symbol	2501
Exchange	Tradegate
Currency	EUR
Sector	Consumer Products
Security type	Stock
Market cap (m)	3,731 EUR
Benchmark	NIKKEI 225

Market data

Bid (Bid size)	47.00 EUR (80)
Ask (Ask size)	47.80 EUR (70)
Open	47.60 EUR
High	47.60 EUR
Low	47.60 EUR
Close (prev. day)	48.20 EUR
VWAP	47.60 EUR
Volume (pcs)	70
Trading volume	3,332.00
Number of trades	1
Last size	70

Performance and Risk

	6m	1y	3y
Perf (%)	+22.68%	+56.58%	-
Perf (abs.)	+8.80	+17.20	-
Beta	-	-	-
Volatility	40.27	39.56	-



Information about previous performance does not guarantee future performance.
Source: FactSet

Price data

Ø price 5 days Ø volume 5 days (pcs.)	48.20 EUR (32)
Ø price 30 days Ø volume 30 days (pcs.)	43.77 EUR (42)
Ø price 100 days Ø volume 100 days (pcs.)	36.60 EUR (77)
Ø price 250 days Ø volume 250 days (pcs.)	37.07 EUR (93)
YTD High date	48.80 EUR (2024/09/10)
YTD Low date	29.80 EUR (2024/05/29)
52 Weeks High date	48.80 EUR (2024/09/10)
52 Weeks Low date	29.20 EUR (2023/09/22)

All listings for SAPPORO HOLDINGS LTD.

Exchange	Date	Time	Price	Trading volume (mio.)	Number of trades
Tradegate	2024/09/13	22:26	47.40 EUR	0.00	1
Tokyo Stock Exchange	2024/09/13	08:00	7,420.00 JPY	20.32	958
Stuttgart	2024/09/13	08:02	46.60 EUR	0.00	3
Sapporo Stock Exchange	2023/12/15	04:30	6,040.00 JPY	0.01	1
Munich	2024/09/13	08:08	48.00 EUR	0.00	1

	13					
Frankfurt	2024/09/ 13	08:03	47.20 EUR	0.00		1
FINRA other OTC Issues	2024/03/ 08	21:05	42.10 USD	0.01		2
Duesseldorf	2024/09/ 13	19:31	46.80 EUR	0.00		6

Company profile

Company Logo



Contact Details

SAPPORO HOLDINGS LTD.

--

Ebisu 4-chome 20-1 150-8522
Tokyo, Shibuya-ku

Telefon: +81 354237214

Fax: +81 354232057

E-mail: -

Company Profile

-

Members of Management Board

Hiroshi Tokimatsu Member of Executive Committee

Hiroyuki Nose Member of Executive Committee

Masaki Oga Member of Executive Committee

Shinichi Soya Member of Executive Committee

Yoshitada Matsude Member of Executive Committee

Yuichiro Miyake Member of Executive Committee

Board of directors

Mackenzie Clugston Member of Supervisory Board

Masaki Oga Member of Supervisory Board

Mayumi Fukuhara Member of Supervisory Board

Shizuka Uzawa Member of Supervisory Board

Shuji Fukuda Member of Supervisory Board

Tetsuya Shoji Member of Supervisory Board

Yasuyuki Ohira Member of Supervisory Board