

TOHO CO LTD NPV

ISIN: JP3598600009 WKN: 9602

Overview

2024/09/02 22:02:00

Price

34.80 EUR

Difference  -0.57% (-0.20)

General attributes

ISIN JP3598600009

Symbol 9602

Exchange Tradegate

Currency EUR

Sector Media / Entertainment / Recreation

Security type Stock

Market cap (m) 6,647 EUR

Benchmark NIKKEI 225

Market data

Bid (Bid size) 35.40 EUR (142)

Ask (Ask size) 35.80 EUR (140)

Open 34.80 EUR

High 34.80 EUR

Low 34.80 EUR

Close (prev. day) 35.00 EUR

VWAP 35.00 EUR

Volume (pcs) -

Trading volume -

Number of trades 1

Last size -

Futures and Options

Related Futures -

Related Options -










5y



Information about previous performance does not guarantee future performance.

Source: FactSet

Recent research

on sector		on market	
Date		Headline	Download
2024/08/26		Aktienempfehlungen Österreich	
2024/08/13		Aktienempfehlungen Österreich	
2024/08/12		Global Equity Ratings	
2024/08/12		Aktienempfehlungen Global	
2024/08/09		Equity Weekly	

Details

2024/09/02 22:02:00

Price

34.80 EUR

Difference ▼ -0.57% (-0.20)

General attributes

ISIN	JP3598600009
Symbol	9602
Exchange	Tradegate
Currency	EUR
Sector	Media / Entertainment / Recreation
Security type	Stock
Market cap (m)	6,647 EUR
Benchmark	NIKKEI 225

Market data

Bid (Bid size)	35.40 EUR (142)
Ask (Ask size)	35.80 EUR (140)
Open	34.80 EUR
High	34.80 EUR
Low	34.80 EUR
Close (prev. day)	35.00 EUR
VWAP	35.00 EUR
Volume (pcs)	-
Trading volume	-
Number of trades	1
Last size	-

Performance and Risk

	6m	1y	3y
Perf (%)	+15.23%	-2.79%	-
Perf (abs.)	+4.60	-1.00	-
Beta	0.41	0.40	0.54
Volatility	38.40	31.65	-

5y



Information about previous performance does not guarantee future performance.
Source: FactSet

Price data

Ø price 5 days Ø volume 5 days (pcs.)	34.84 EUR (6)
Ø price 30 days Ø volume 30 days (pcs.)	32.69 EUR (19)
Ø price 100 days Ø volume 100 days (pcs.)	30.25 EUR (17)
Ø price 250 days Ø volume 250 days (pcs.)	30.92 EUR (10)
YTD High date	35.00 EUR (2024/08/27)
YTD Low date	25.80 EUR (2024/07/09)
52 Weeks High date	36.20 EUR (2023/09/08)
52 Weeks Low date	25.80 EUR (2024/07/09)

All listings for TOHO CO LTD NPV

Exchange	Date	Time	Price	Trading volume (mio.)	Number of trades
Tradegate	2024/09/02	22:02	34.80 EUR	0.00	1
Tokyo Stock Exchange	2024/09/03	08:00	5,788.00 JPY	27.97	1,900
Stuttgart	2024/09/03	08:10	35.40 EUR	0.00	1
Fukuoka Stock Exchange	2024/03/05	01:14	4,820.00 JPY	0.01	1
Frankfurt	2024/09/03	08:00	35.60 EUR	0.00	1

	03					
FINRA other OTC Issues	2024/07/ 16	15:35	29.63 USD	0.01		2
Duesseldorf	2024/09/ 03	12:30	35.20 EUR	0.00		3

Company profile

Company Logo



Company Profile

-

Contact Details

TOHO(SVC)

--

Telefon: +81 - 3 - 359 -11221

Fax: -

E-mail: -