

MARUI GROUP CORP LTD.

ISIN: JP3870400003 WKN: 8252

Overview

2024/07/16 22:02:08

Price

14.00 EUR

Difference  -0.71% (-0.10)

General attributes

ISIN	JP3870400003
Symbol	8252
Exchange	Tradegate
Currency	EUR
Sector	Commerce
Security type	Stock
Market cap (m)	2,905 EUR
Benchmark	NIKKEI 225

Market data

Bid (Bid size)	13.70 EUR (367)
Ask (Ask size)	13.90 EUR (359)
Open	14.00 EUR
High	14.00 EUR
Low	14.00 EUR
Close (prev. day)	14.10 EUR
VWAP	14.00 EUR
Volume (pcs)	-
Trading volume	-
Number of trades	1
Last size	-

Futures and Options











Related Futures	-
Related Options	-

5y



Information about previous performance does not guarantee future performance.
Source: FactSet

Recent research

on sector	on market		
Date	Headline		Download
2024/07/15	 Aktienempfehlungen Global		
2024/07/12	 Global Equity Ratings		
2024/06/21	 Equity Weekly		
2024/06/21	 Global Equity Ratings		
2024/06/21	 Aktienempfehlungen Global		

Details

2024/07/16 22:02:08

Price

14.00 EUR

 Difference ▼ -0.71% (-0.10)

General attributes

ISIN	JP3870400003
Symbol	8252
Exchange	Tradegate
Currency	EUR
Sector	Commerce
Security type	Stock
Market cap (m)	2,905 EUR
Benchmark	NIKKEI 225

Market data

Bid (Bid size)	13.70 EUR (367)
Ask (Ask size)	13.90 EUR (359)
Open	14.00 EUR
High	14.00 EUR
Low	14.00 EUR
Close (prev. day)	14.10 EUR
VWAP	14.00 EUR
Volume (pcs)	-
Trading volume	-
Number of trades	1
Last size	-

Performance and Risk

	6m	1y	3y
Perf (%)	-10.83%	-10.26%	-
Perf (abs.)	-1.70	-1.60	-
Beta	0.45	0.52	0.71
Volatility	23.83	23.66	-

5y



Information about previous performance does not guarantee future performance.

Source: FactSet

Price data

Ø price 5 days Ø volume 5 days (pcs.)	13.84 EUR (0)
Ø price 30 days Ø volume 30 days (pcs.)	13.46 EUR (1)
Ø price 100 days Ø volume 100 days (pcs.)	14.19 EUR (6)
Ø price 250 days Ø volume 250 days (pcs.)	14.85 EUR (11)
YTD High date	15.90 EUR (2024/01/10)
YTD Low date	13.10 EUR (2024/06/18)
52 Weeks High date	16.70 EUR (2023/09/14)
52 Weeks Low date	13.10 EUR (2024/06/18)

Arbitrage views

Exchange ⊕	Date	Time	Price	Trading volume (mio.)	Number of trades
Tradegate	2024/07/16	22:02	14.00 EUR	0.00	1
Tokyo Stock Exchange	2024/07/17	08:00	2,403.50 JPY	22.06	2,206
Stuttgart	2024/07/17	08:17	13.80 EUR	0.00	1
Frankfurt	2024/07/17	08:07	13.90 EUR	0.00	1
FINRA other OTC	2023/02/	19:15	15.41 USD	0.00	1

Issues	14					
Duesseldorf	2024/07/17	16:30	13.60 EUR	0.00		4

Company profile

Company Logo



Company Profile

-

Contact Details

MARUI

--

4-3-2, Nakano, Nakano-ku - 164-8701 Tokyo

Telefon: 03-3384-0101

Fax: 03-5343-6615

E-mail: -