

AFRY AB

ISIN: SE0005999836

WKN: 4033477

Overview

2024/09/13 08:12:21

Price

15.63 EUR

Difference  0.00% (0.00)

General attributes

ISIN	SE0005999836
Symbol	AFRY
Exchange	Munich
Currency	EUR
Sector	Energy / Commodities
Security type	Stock
Market cap (m)	1,742 EUR
Benchmark	OMX STOCKHOLM 30 INDEX

Market data

Bid (Bid size)	15.88 EUR (250)
Ask (Ask size)	16.19 EUR (250)
Open	15.63 EUR
High	15.63 EUR
Low	15.63 EUR
Close (prev. day)	15.63 EUR
VWAP	15.75 EUR
Volume (pcs)	0
Trading volume	0.00
Number of trades	1
Last size	0

Futures and Options

Related Futures	-
Related Options	-







5y



Information about previous performance does not guarantee future performance.

Source: FactSet

Recent research

on sector			
Date		Headline	Download
2024/09/11		Global Equity Ratings	
2024/09/11		Aktienempfehlungen Global	
2024/09/09		Aktienempfehlungen Österreich	
2024/09/06		Equity Weekly	
2024/09/05		Global Equity Ratings	

Details

2024/09/13 08:12:21

Price

15.63 EUR

Difference ➔ 0.00% (0.00)

General attributes

ISIN	SE0005999836
Symbol	AFRY
Exchange	Munich
Currency	EUR
Sector	Energy / Commodities
Security type	Stock
Market cap (m)	1,742 EUR
Benchmark	OMX STOCKHOLM 30 INDEX

Market data

Bid (Bid size)	15.88 EUR (250)
Ask (Ask size)	16.19 EUR (250)
Open	15.63 EUR
High	15.63 EUR
Low	15.63 EUR
Close (prev. day)	15.63 EUR
VWAP	15.75 EUR
Volume (pcs)	0
Trading volume	0.00
Number of trades	1
Last size	0

Performance and Risk

	6m	1y	3y
Perf (%)	+4.97%	+37.23%	-
Perf (abs.)	+0.74	+4.24	-
Beta	-	-	-
Volatility	18.33	26.50	-

5y



Information about previous performance does not guarantee future performance.
Source: FactSet

Price data

Ø price 5 days Ø volume 5 days (pcs.)	15.69 EUR (25)
Ø price 30 days Ø volume 30 days (pcs.)	15.98 EUR (21)
Ø price 100 days Ø volume 100 days (pcs.)	16.20 EUR (15)
Ø price 250 days Ø volume 250 days (pcs.)	14.04 EUR (14)
YTD High date	17.58 EUR (2024/07/15)
YTD Low date	11.63 EUR (2024/01/17)
52 Weeks High date	17.58 EUR (2024/07/15)
52 Weeks Low date	9.18 EUR (2023/10/30)

Arbitrage views

Exchange ⊕	Date	Time	Price	Trading volume (mio.)	Number of trades
Stuttgart	2024/09/13	16:37	15.86 EUR	0.00	11
Nasdaq Stockholm	2024/09/13	18:00	181.90 SEK	8.03	649
Munich	2024/09/13	08:12	15.63 EUR	0.00	1
London Stock Exchange European Trade Reporting	2024/09/13	17:25	178.50 SEK	0.00	2
Frankfurt	2024/09/13	13:23	16.02 EUR	0.01	3

	09/13					
FINRA other OTC Issues	2024/ 09/03	15:30	18.90 USD	0.00		1
Duesseldorf	2024/ 09/13	19:32	15.72 EUR	0.00		5
Berlin	2024/ 09/13	20:20	16.06 EUR	0.00		16

Company profile

Company Logo



Company Profile

-

Contact Details

AFRY AB

--

Telefon: -

Fax: -

E-mail: -