

SOUTHERN CROSS MEDIA GROUP LTD.

ISIN: **AU000000SXL4** WKN: **SXL**

Overview

2024/10/18 08:05:58

Price
0.296 EURDifference  0.00% (0.00)

General attributes

ISIN	AU000000SXL4
Symbol	SXL
Exchange	Munich
Currency	EUR
Sector	Media / Entertainment / Recreation
Security type	Stock
Market cap (m)	77 EUR
Benchmark	ASX ALL ORDINARIES INDEX

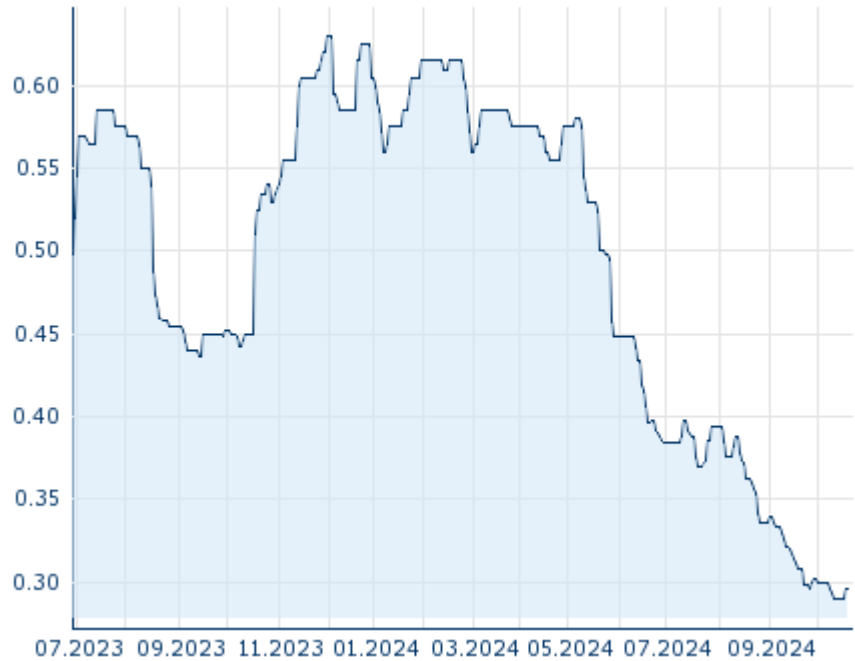
Market data

Bid (Bid size)	-
Ask (Ask size)	-
Open	0.296 EUR
High	0.296 EUR
Low	0.296 EUR
Close (prev. day)	0.296 EUR
VWAP	-
Volume (pcs)	0
Trading volume	0.00
Number of trades	1
Last size	0

Futures and Options









Related Futures	-
Related Options	-

5y



Information about previous performance does not guarantee future performance.
Source: FactSet

Recent research

on sector			
Date		Headline	Download
2024/10/14		Aktienempfehlungen Österreich	
2024/09/27		Global Equity Ratings	
2024/09/27		Aktienempfehlungen Global	
2024/09/23		Aktienempfehlungen Österreich	
2024/09/11		Global Equity Ratings	

Details

2024/10/18 08:05:58

Price

0.296 EUR

Difference  0.00% (0.00)

General attributes

ISIN	AU000000SXL4
Symbol	SXL
Exchange	Munich
Currency	EUR
Sector	Media / Entertainment / Recreation
Security type	Stock
Market cap (m)	77 EUR
Benchmark	ASX ALL ORDINARIES INDEX

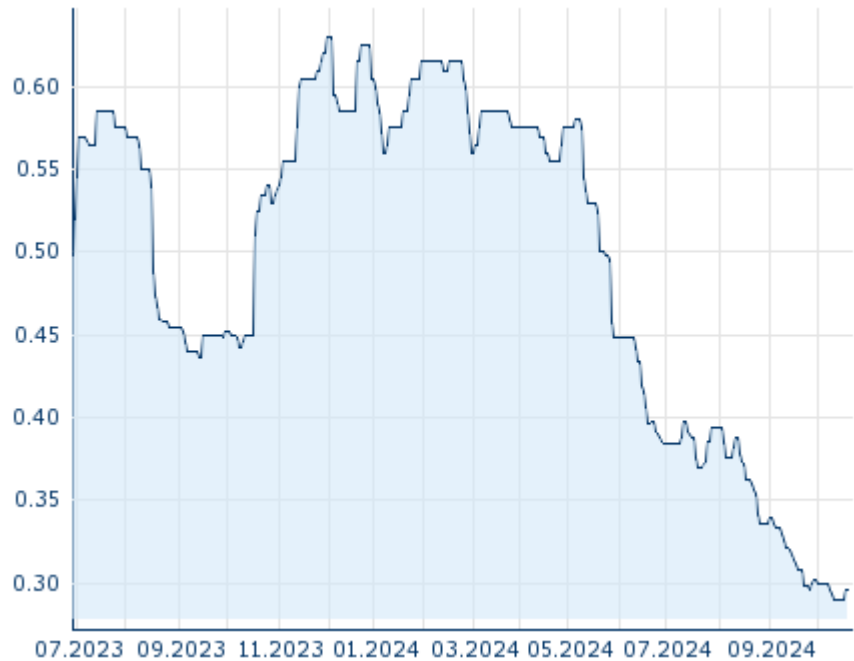
Market data

Bid (Bid size)	-
Ask (Ask size)	-
Open	0.296 EUR
High	0.296 EUR
Low	0.296 EUR
Close (prev. day)	0.296 EUR
VWAP	-
Volume (pcs)	0
Trading volume	0.00
Number of trades	1
Last size	0

Performance and Risk

	6m	1y	3y
Perf (%)	-47.14%	-41.96%	-
Perf (abs.)	-0.26	-0.21	-
Beta	0.75	0.53	1.16
Volatility	23.69	22.68	-

5y




Information about previous performance does not guarantee future performance.
Source: FactSet

Price data

Ø price 5 days Ø volume 5 days (pcs.)	0.292 EUR (0)
Ø price 30 days Ø volume 30 days (pcs.)	0.303 EUR (0)
Ø price 100 days Ø volume 100 days (pcs.)	0.361 EUR (0)
Ø price 250 days Ø volume 250 days (pcs.)	0.492 EUR (0)
YTD High date	0.615 EUR (2024/01/31)
YTD Low date	0.290 EUR (2024/10/10)
52 Weeks High date	0.630 EUR (2023/11/30)
52 Weeks Low date	0.290 EUR (2024/10/10)

Arbitrage views

Exchange 	Date	Time	Price	Trading volume (mio.)	Number of trades
Tradegate	2024/10/18	22:02	0.302 EUR	0.00	1
Stuttgart	2024/10/18	08:07	0.294 EUR	0.00	3
Munich	2024/10/18	08:05	0.296 EUR	0.00	1
Frankfurt	2024/10/18	08:24	0.304 EUR	0.00	2
Duesseldorf	2024/10/18	19:30	0.292 EUR	0.00	7

	18						
Berlin	2024/10/18	08:13	0.294	EUR	0.00		2
Australian Securities Exchange	2024/10/18	07:10	0.52	AUD	0.12		142

Company profile

Company Logo



Company Profile

-

Contact Details

SOUTHERN CROSS MEDIA GROUP

--

Level 15, Martin Place 1 2000 Sydney, NSW

Telefon: +61-2-82329440

Fax: +61-2-82324713

E-mail: -