

VIAPLAY GROUP AB SER. B

ISIN: **SE0012116390** WKN: -

Overview

2024/09/17 19:32:00

Price
0.0672 EUR

Difference  2.60% (0.00)

General attributes

ISIN	SE0012116390
Symbol	VPLAY B
Exchange	Duesseldorf
Currency	EUR
Sector	Media / Entertainment / Recreation
Security type	Stock
Market cap (m)	312 EUR
Benchmark	OMX STOCKHOLM 30 INDEX

Market data

Bid (Bid size)	-
Ask (Ask size)	-
Open	0.0657 EUR
High	0.0672 EUR
Low	0.0653 EUR
Close (prev. day)	0.0655 EUR
VWAP	-
Volume (pcs)	0
Trading volume	0.00
Number of trades	7
Last size	0

Futures and Options











Related Futures	-
Related Options	-

5y



Information about previous performance does not guarantee future performance.
Source: FactSet

Recent research

on sector			
Date		Headline	Download
2024/09/11		Global Equity Ratings	
2024/09/11		Aktienempfehlungen Global	
2024/09/09		Aktienempfehlungen Österreich	
2024/09/05		Global Equity Ratings	
2024/09/05		Aktienempfehlungen Global	

Details

2024/09/17 19:32:00

Price

0.0672 EUR

Difference ▲ 2.60% (0.00)

General attributes

ISIN	SE0012116390
Symbol	VPLAY B
Exchange	Duesseldorf
Currency	EUR
Sector	Media / Entertainment / Recreation
Security type	Stock
Market cap (m)	312 EUR
Benchmark	OMX STOCKHOLM 30 INDEX

Market data

Bid (Bid size)	-
Ask (Ask size)	-
Open	0.0657 EUR
High	0.0672 EUR
Low	0.0653 EUR
Close (prev. day)	0.0655 EUR
VWAP	-
Volume (pcs)	0
Trading volume	0.00
Number of trades	7
Last size	0

Performance and Risk

	6m	1y	3y
Perf (%)	-12.04%	-93.63%	-
Perf (abs.)	-0.01	-0.99	-
Beta	-	-	-
Volatility	73.73	204.36	-

5y



Information about previous performance does not guarantee future performance.
Source: FactSet

Price data

Ø price 5 days Ø volume 5 days (pcs.)	0.0656 EUR (0)
Ø price 30 days Ø volume 30 days (pcs.)	0.0700 EUR (0)
Ø price 100 days Ø volume 100 days (pcs.)	0.0716 EUR (150)
Ø price 250 days Ø volume 250 days (pcs.)	0.2165 EUR (73)
YTD High date	0.2986 EUR (2024/01/19)
YTD Low date	0.0518 EUR (2024/04/25)
52 Weeks High date	1.0392 EUR (2023/09/18)
52 Weeks Low date	0.0518 EUR (2024/04/25)

Arbitrage views

Exchange ⊕	Date	Time	Price	Trading volume (mio.)	Number of trades
Tradegate	2024/09/17	22:02	0.0686 EUR	0.00	1
Stuttgart	2024/09/17	15:34	0.0611 EUR	0.00	11
Nasdaq Stockholm	2024/09/17	18:00	0.7726 SEK	9.38	940
Munich	2024/09/17	08:08	0.0666 EUR	0.00	1
Frankfurt	2024/09/17	08:29	0.066 EUR	0.00	2

	17					
FINRA other OTC Issues	2024/01/ 17	15:30	0.29 USD	0.00		2
Duesseldorf	2024/09/ 17	19:32	0.0672 EUR	0.00		7
Berlin	2024/09/ 17	08:08	0.0658 EUR	0.00		3

Company profile

Company Logo



Company Profile

-

Contact Details

VIAPLAY GROUP B

--

Telefon: -

Fax: -

E-mail: -