

## ENENTO GROUP OYJ

ISIN: **FI4000123195** WKN: -

## Overview

2024/06/24 16:07:19

Price  
16.52 EURDifference  -0.60% (-0.10)

## General attributes

ISIN	FI4000123195
Symbol	ENENTO
Exchange	Stuttgart
Currency	EUR
Sector	Financial
Security type	Stock
Market cap (m)	397 EUR
Benchmark	OMX HELSINKI 25

## Market data

Bid (Bid size)	16.46 EUR (300)
Ask (Ask size)	16.86 EUR (300)
Open	16.66 EUR
High	16.66 EUR
Low	16.52 EUR
Close (prev. day)	16.62 EUR
VWAP	-
Volume (pcs)	0
Trading volume	0.00
Number of trades	3
Last size	0

## Futures and Options





Related Futures	1
Related Options	-

5y



Information about previous performance does not guarantee future performance.  
Source: FactSet

## Recent research

on sector		on market	
Date		Headline	Download
2024/06/24		Aktienempfehlungen Österreich	
2024/06/21		Global Equity Ratings	
2024/06/21		Aktienempfehlungen Global	
2024/06/14		Global Equity Ratings	
2024/06/14		Aktienempfehlungen Global	

## Details

2024/06/24 16:07:19

## Price

16.52 EUR

Difference ▼ -0.60% (-0.10)

## General attributes

ISIN	FI4000123195
Symbol	ENENTO
Exchange	Stuttgart
Currency	EUR
Sector	Financial
Security type	Stock
Market cap (m)	397 EUR
Benchmark	OMX HELSINKI 25

## Market data

Bid (Bid size)	16.46 EUR (300)
Ask (Ask size)	16.86 EUR (300)
Open	16.66 EUR
High	16.66 EUR
Low	16.52 EUR
Close (prev. day)	16.62 EUR
VWAP	-
Volume (pcs)	0
Trading volume	0.00
Number of trades	3
Last size	0

## Performance and Risk

	6m	1y	3y
Perf (%)	-9.28%	-	-
Perf (abs.)	-1.70	-	-
Beta	0.71	0.40	0.31
Volatility	25.51	-	-

5y



Information about previous performance does not guarantee future performance.  
Source: FactSet

## Price data

Ø price 5 days   Ø volume 5 days (pcs.)	16.68 EUR (0)
Ø price 30 days   Ø volume 30 days (pcs.)	17.45 EUR (0)
Ø price 100 days   Ø volume 100 days (pcs.)	17.26 EUR (0)
Ø price 250 days   Ø volume 250 days (pcs.)	18.65 EUR (0)
YTD High   date	19.72 EUR (2024/02/01)
YTD Low   date	16.14 EUR (2024/05/02)
52 Weeks High   date	- EUR (-)
52 Weeks Low   date	- EUR (-)

## Arbitrage views

Exchange <span>⊕</span>	Date	Time	Price	Trading volume (mio.)	Number of trades
Tradegate	2024/06/21	22:02	16.64 EUR	0.00	1
Stuttgart	2024/06/24	16:07	16.52 EUR	0.00	3
Nasdaq Helsinki	2024/06/24	17:07	16.62 EUR	0.06	108
London Stock Exchange	2023/09/18	11:31	21.20 EUR	0.85	1
Frankfurt	2024/06/24	08:11	16.44 EUR	0.00	1

	24						
Duesseldorf	2024/06/24	08:12	16.62	EUR	0.00		1
Berlin	2024/06/24	17:00	16.66	EUR	0.00		12

## Company profile

### Company Logo



### Company Profile

-

### Contact Details

ENENTO GROUP

--

----

Telefon: -

Fax: -

E-mail: -