

NVIDIA CORP. FUTURE (NVDF) - EUX/C10

2024/09/16 18:46:56

Price
120.1556 USD

Difference  -2.45% (-3.02)

General attributes

Symbol	NVDFC10
Exchange	Eurex
Currency	USD
Security type	Future
Underlying	NVIDIA CORP.
Maturity	06-2025
Contract size	100

Market data

Bid (Bid size)	- USD (-)
Ask (Ask size)	- USD (-)
Open	120.1556 USD
High	120.1556 USD
Low	120.1556 USD
Close (prev. day)	123.1712 USD
Underlying	NVIDIA CORP.
Underlying price (date)	117.725 (24/09/17)
Settlement price (date)	120.16 (24/09/16)
Open Interest	0

Performance and Risk

	6m	1y	3y
Perf (%)	-87.04%	-73.99%	-
Perf (abs.)	-807.13	-341.83	-
Beta	-	-	-
Volatility	334.52	217.48	-

Futures and Options

Related Futures	-
Related Options	-

5y












Information about previous performance does not guarantee future performance.
Source: FactSet

Price data

Ø price 5 days Ø volume 5 days (pcs.)	118.1007 USD (0)
Ø price 30 days Ø volume 30 days (pcs.)	120.2294 USD (0)
Ø price 100 days Ø volume 100 days (pcs.)	187.5725 USD (0)
Ø price 250 days Ø volume 250 days (pcs.)	513.2984 USD (0)
YTD High date	994.2548 USD (2024/03/25)
YTD Low date	104.6314 USD (2024/08/05)
52 Weeks High date	994.2548 USD (2024/03/25)
52 Weeks Low date	104.6314 USD (2024/08/05)

Recent Research

on underlying	on sector	on market	
Date		Headline	Download
2024/09/11		Global Equity Ratings	
2024/09/11		Aktienempfehlungen Global	
2024/09/05		Global Equity Ratings	
2024/09/05		Aktienempfehlungen Global	
2024/08/30		Equity Weekly	