

NVIDIA CORP. FUTURE (NVDF) - EUX/C11

2024/07/12 18:58:56

Price
136.5042 USD

Difference  1.80% (2.41)

General attributes

Symbol	NVDFC11
Exchange	Eurex
Currency	USD
Security type	Future
Underlying	NVIDIA CORP.
Maturity	05-2025
Contract size	100

Market data

Bid (Bid size)	- USD (-)
Ask (Ask size)	- USD (-)
Open	136.5042 USD
High	136.5042 USD
Low	136.5042 USD
Close (prev. day)	134.0919 USD
Underlying	NVIDIA CORP.
Underlying price (date)	129.275 (24/07/12)
Settlement price (date)	136.50 (24/07/12)
Open Interest	0

Performance and Risk

	6m	1y	3y
Perf (%)	-76.05%	-69.99%	-
Perf (abs.)	-433.53	-318.36	-
Beta	-	-	-
Volatility	337.03	216.33	-

Futures and Options

Related Futures	-
Related Options	-












Information about previous performance does not guarantee future performance.
Source: FactSet

Price data

Ø price 5 days Ø volume 5 days (pcs.)	136.6487 USD (0)
Ø price 30 days Ø volume 30 days (pcs.)	137.6000 USD (0)
Ø price 100 days Ø volume 100 days (pcs.)	768.8673 USD (0)
Ø price 250 days Ø volume 250 days (pcs.)	592.4757 USD (0)
YTD High date	998.8188 USD (2024/03/25)
YTD Low date	132.8464 USD (2024/07/05)
52 Weeks High date	998.8188 USD (2024/03/25)
52 Weeks Low date	132.8464 USD (2024/07/05)

Recent Research

on underlying	on sector	on market	
Date		Headline	Download
2024/07/12		Global Equity Ratings	
2024/07/12		Aktienempfehlungen Global	
2024/06/21		Global Equity Ratings	
2024/06/21		Aktienempfehlungen Global	
2024/06/14		Global Equity Ratings	