

NVIDIA CORP. FUTURE (NVDF) - EUX/C1

2024/05/06 18:30:01

Price
920.0075 USD

Difference  4.12% (36.41)

General attributes

Symbol	NVDFC1
Exchange	Eurex
Currency	USD
Security type	Future
Underlying	NVIDIA CORP.
Maturity	06-2024
Contract size	100

Market data

Bid (Bid size)	- USD (-)
Ask (Ask size)	- USD (-)
Open	920.0075 USD
High	920.0075 USD
Low	920.0075 USD
Close (prev. day)	883.6012 USD
Underlying	NVIDIA CORP.
Underlying price (date)	118.40 (24/06/10)
Settlement price (date)	1,192.84 (24/06/07)
Open Interest	0

Performance and Risk

	6m	1y	3y
Perf (%)	+101.14%	-	-
Perf (abs.)	+462.61	-	-
Beta	-	-	-
Volatility	42.80	-	-

Futures and Options

Related Futures	-
Related Options	-

5y












Information about previous performance does not guarantee future performance.
Source: FactSet

Price data

Ø price 5 days Ø volume 5 days (pcs.)	879.2440 USD (0)
Ø price 30 days Ø volume 30 days (pcs.)	878.6221 USD (0)
Ø price 100 days Ø volume 100 days (pcs.)	726.7120 USD (0)
Ø price 250 days Ø volume 250 days (pcs.)	- USD (-)
YTD High date	955.5026 USD (2024/03/25)
YTD Low date	478.3994 USD (2024/01/03)
52 Weeks High date	- USD (-)
52 Weeks Low date	- USD (-)

Recent Research

on underlying	on sector	on market	
Date		Headline	Download
2024/05/29		Global Equity Ratings	
2024/05/29		Aktienempfehlungen Global	
2024/04/26		Global Equity Ratings	
2024/04/26		Aktienempfehlungen Global	
2024/04/03		Global Equity Ratings	