

BEST BUY CO. INC. FUTURE (BBYF) - EUX/C14

2024/08/23 18:33:44

Price
87.572 USD

Difference  2.21% (1.90)

General attributes

Symbol	BBYFC14
Exchange	Eurex
Currency	USD
Security type	Future
Underlying	BEST BUY CORP INC.
Maturity	12-2025
Contract size	100

Market data

Bid (Bid size)	- USD (-)
Ask (Ask size)	- USD (-)
Open	87.572 USD
High	87.572 USD
Low	87.572 USD
Close (prev. day)	85.6768 USD
Underlying	BEST BUY CORP INC.
Underlying price (date)	88.15 (24/08/23)
Settlement price (date)	87.57 (24/08/23)
Open Interest	0

Performance and Risk

	6m	1y	3y
Perf (%)	+15.32%	+16.76%	-
Perf (abs.)	+11.64	+12.57	-
Beta	-	-	-
Volatility	47.90	38.82	-

Futures and Options

Related Futures	-
Related Options	-












5y

Information about previous performance does not guarantee future performance.
Source: FactSet

Price data

Ø price 5 days Ø volume 5 days (pcs.)	85.895 USD (0)
Ø price 30 days Ø volume 30 days (pcs.)	85.105 USD (0)
Ø price 100 days Ø volume 100 days (pcs.)	82.722 USD (0)
Ø price 250 days Ø volume 250 days (pcs.)	75.354 USD (0)
YTD High date	93.465 USD (2024/06/20)
YTD Low date	69.236 USD (2024/01/19)
52 Weeks High date	505.400 USD (2023/12/14)
52 Weeks Low date	62.374 USD (2023/11/10)

Recent Research

on sector		on market	
Date		Headline	Download
2024/08/12		Global Equity Ratings	
2024/08/12		Aktienempfehlungen Global	
2024/07/24		Global Equity Ratings	
2024/07/24		Aktienempfehlungen Global	
2024/07/15		Aktienempfehlungen Global	