

# BEST BUY CO. INC. FUTURE (BBYF) - EUX/C12

2024/06/21 19:16:57

Price  
**92.0655** USD

Difference  -1.75% (-1.64)

### General attributes

Symbol	BBYFC12
Exchange	Eurex
Currency	USD
Security type	Future
Underlying	BEST BUY CORP INC.
Maturity	06-2025
Contract size	100

### Market data

Bid (Bid size)	- USD (-)
Ask (Ask size)	- USD (-)
Open	92.0655 USD
High	92.0655 USD
Low	92.0655 USD
Close (prev. day)	93.7021 USD
Underlying	BEST BUY CORP INC.
Underlying price (date)	89.33 (24/06/24)
Settlement price (date)	91.57 (24/06/24)
Open Interest	0

### Performance and Risk

	6m	1y	3y
Perf (%)	+21.22%	-	-
Perf (abs.)	+16.12	-	-
Beta	-	-	-
Volatility	44.26	-	-

### Futures and Options

Related Futures	-
Related Options	-












5y

Information about previous performance does not guarantee future performance.  
Source: FactSet

### Price data

Ø price 5 days   Ø volume 5 days (pcs.)	92.4800 USD (0)
Ø price 30 days   Ø volume 30 days (pcs.)	- USD (-)
Ø price 100 days   Ø volume 100 days (pcs.)	78.3662 USD (0)
Ø price 250 days   Ø volume 250 days (pcs.)	75.5921 USD (0)
YTD High   date	93.7021 USD (2024/06/20)
YTD Low   date	70.1896 USD (2024/01/19)
52 Weeks High   date	- USD (-)
52 Weeks Low   date	- USD (-)

### Recent Research

Date	on sector	on market	Headline	Download
2024/06/21			Equity Weekly	
2024/06/21			Global Equity Ratings	
2024/06/21			Aktienempfehlungen Global	
2024/06/14			Global Equity Ratings	
2024/06/14			Aktienempfehlungen Global	