

# BEST BUY CO. INC. FUTURE (BBYF) - EUX/C12

2024/05/06 18:29:22

Price  
**74.5052** USD

Difference  0.62% (0.46)

### General attributes

Symbol	BBYFC12
Exchange	Eurex
Currency	USD
Security type	Future
Underlying	BEST BUY CORP INC.
Maturity	04-2025
Contract size	100

### Market data

Bid (Bid size)	- USD (-)
Ask (Ask size)	- USD (-)
Open	74.5052 USD
High	74.5052 USD
Low	74.5052 USD
Close (prev. day)	74.0487 USD
Underlying	BEST BUY CORP INC.
Underlying price (date)	74.70 (24/05/13)
Settlement price (date)	74.95 (24/05/13)
Open Interest	0

### Performance and Risk

	6m	1y	3y
Perf (%)	+10.98%	-	-
Perf (abs.)	+7.37	-	-
Beta	-	-	-
Volatility	31.86	-	-

### Futures and Options

Related Futures	-
Related Options	-

5y












Information about previous performance does not guarantee future performance.  
Source: FactSet

### Price data

Ø price 5 days   Ø volume 5 days (pcs.)	73.8354 USD (0)
Ø price 30 days   Ø volume 30 days (pcs.)	78.1228 USD (0)
Ø price 100 days   Ø volume 100 days (pcs.)	76.5391 USD (0)
Ø price 250 days   Ø volume 250 days (pcs.)	- USD (-)
YTD High   date	83.2260 USD (2024/03/28)
YTD Low   date	70.1896 USD (2024/01/19)
52 Weeks High   date	- USD (-)
52 Weeks Low   date	- USD (-)

### Recent Research

on sector		on market	
Date		Headline	Download
2024/04/26		Global Equity Ratings	
2024/04/26		Aktienempfehlungen Global	
2024/04/03		Global Equity Ratings	
2024/04/03		Aktienempfehlungen Global	
2024/03/13		Global Equity Ratings	