

BEST BUY CO. INC. FUTURE (BBYF) - EUX/C13

2024/07/19 19:03:22

Price
89.0136 USD

Difference  -1.42% (-1.28)

General attributes

Symbol	BBYFC13
Exchange	Eurex
Currency	USD
Security type	Future
Underlying	BEST BUY CORP INC.
Maturity	08-2025
Contract size	100

Market data

Bid (Bid size)	- USD (-)
Ask (Ask size)	- USD (-)
Open	89.0136 USD
High	89.0136 USD
Low	89.0136 USD
Close (prev. day)	90.2929 USD
Underlying	BEST BUY CORP INC.
Underlying price (date)	88.60 (24/07/19)
Settlement price (date)	- (-)
Open Interest	-

Performance and Risk

	6m	1y	3y
Perf (%)	+26.40%	+5.98%	-
Perf (abs.)	+18.59	+5.03	-
Beta	-	-	-
Volatility	47.47	38.28	-

Futures and Options

Related Futures	-
Related Options	-

5y












Information about previous performance does not guarantee future performance.
Source: FactSet

Price data

Ø price 5 days Ø volume 5 days (pcs.)	88.5994 USD (0)
Ø price 30 days Ø volume 30 days (pcs.)	88.6595 USD (0)
Ø price 100 days Ø volume 100 days (pcs.)	80.9750 USD (0)
Ø price 250 days Ø volume 250 days (pcs.)	75.4738 USD (0)
YTD High date	93.2108 USD (2024/06/20)
YTD Low date	70.4244 USD (2024/01/19)
52 Weeks High date	490.7344 USD (2023/12/14)
52 Weeks Low date	62.9900 USD (2023/11/10)

Recent Research

Date	on sector	on market	Headline	Download
2024/07/15			Aktienempfehlungen Global	
2024/07/12			Global Equity Ratings	
2024/06/21			Equity Weekly	
2024/06/21			Global Equity Ratings	
2024/06/21			Aktienempfehlungen Global	