

BEST BUY CO. INC. FUTURE (BBYF) - EUX/202412

2024/08/16 19:01:11

Price
84.4295 USD

Difference  0.52% (0.44)

General attributes

Symbol	BBYFZ24
Exchange	Eurex
Currency	USD
Security type	Future
Underlying	BEST BUY CORP INC.
Maturity	12-2024
Contract size	100

Market data

Bid (Bid size)	- USD (-)
Ask (Ask size)	- USD (-)
Open	84.4295 USD
High	84.4295 USD
Low	84.4295 USD
Close (prev. day)	83.9929 USD
Underlying	BEST BUY CORP INC.
Underlying price (date)	85.24 (24/08/16)
Settlement price (date)	84.43 (24/08/16)
Open Interest	0

Performance and Risk

	6m	1y	3y
Perf (%)	+13.30%	+6.11%	-
Perf (abs.)	+9.91	+4.86	-
Beta	-	-	-
Volatility	33.14	32.33	-

Futures and Options

Related Futures	-
Related Options	-












5y

Information about previous performance does not guarantee future performance.
Source: FactSet

Price data

Ø price 5 days Ø volume 5 days (pcs.)	83.0947 USD (0)
Ø price 30 days Ø volume 30 days (pcs.)	85.3138 USD (0)
Ø price 100 days Ø volume 100 days (pcs.)	81.4238 USD (0)
Ø price 250 days Ø volume 250 days (pcs.)	76.2377 USD (0)
YTD High date	92.7297 USD (2024/06/20)
YTD Low date	69.5626 USD (2024/05/23)
52 Weeks High date	490.7344 USD (2023/12/14)
52 Weeks Low date	62.3741 USD (2023/11/10)

Recent Research

on sector		on market	
Date		Headline	Download
2024/08/12		Global Equity Ratings	
2024/08/12		Aktienempfehlungen Global	
2024/07/24		Global Equity Ratings	
2024/07/24		Aktienempfehlungen Global	
2024/07/15		Aktienempfehlungen Global	