

# NVIDIA CORP. FUTURE (NVDF) - EUX/202407

2024/06/07 18:36:02

**Price**  
**1,198.018** USD

**Difference**  **-1.21% (-14.66)**

### General attributes

Symbol	NVDFN24
Exchange	Eurex
Currency	USD
Security type	Future
Underlying	NVIDIA CORP.
Maturity	07-2024
Contract size	100

### Market data

Bid (Bid size)	- USD (-)
Ask (Ask size)	- USD (-)
Open	1,198.018 USD
High	1,198.018 USD
Low	1,198.018 USD
Close (prev. day)	1,212.6771 USD
Underlying	NVIDIA CORP.
Underlying price (date)	121.81 (24/06/10)
Settlement price (date)	1,198.02 (24/06/07)
Open Interest	0

### Performance and Risk

	6m	1y	3y
Perf (%)	+150.16%	-	-
Perf (abs.)	+719.11	-	-
Beta	-	-	-
Volatility	45.93	-	-

### Futures and Options

Related Futures	-
Related Options	-












Information about previous performance does not guarantee future performance.  
Source: FactSet

### Price data

Ø price 5 days   Ø volume 5 days (pcs.)	1,182.993 USD (0)
Ø price 30 days   Ø volume 30 days (pcs.)	1,003.385 USD (0)
Ø price 100 days   Ø volume 100 days (pcs.)	864.411 USD (0)
Ø price 250 days   Ø volume 250 days (pcs.)	- USD (-)
YTD High   date	1,212.677 USD (2024/06/06)
YTD Low   date	491.672 USD (2024/01/03)
52 Weeks High   date	- USD (-)
52 Weeks Low   date	- USD (-)

### Recent Research

on underlying	on sector	on market	
Date		Headline	Download
2024/05/29		Global Equity Ratings	
2024/05/29		Aktienempfehlungen Global	
2024/04/26		Global Equity Ratings	
2024/04/26		Aktienempfehlungen Global	
2024/04/03		Global Equity Ratings	