

NVIDIA CORP. FUTURE (NVDF) - EUX/202407

2024/05/09 19:03:58

Price
901.3994 USD

Difference  -0.71% (-6.44)

General attributes

Symbol	NVDFN24
Exchange	Eurex
Currency	USD
Security type	Future
Underlying	NVIDIA CORP.
Maturity	07-2024
Contract size	100

Market data

Bid (Bid size)	- USD (-)
Ask (Ask size)	- USD (-)
Open	901.3994 USD
High	901.3994 USD
Low	901.3994 USD
Close (prev. day)	907.8364 USD
Underlying	NVIDIA CORP.
Underlying price (date)	899.00 (24/05/10)
Settlement price (date)	901.40 (24/05/09)
Open Interest	0

Performance and Risk

	6m	1y	3y
Perf (%)	+80.65%	-	-
Perf (abs.)	+402.43	-	-
Beta	-	-	-
Volatility	42.48	-	-

Futures and Options

Related Futures	-
Related Options	-

5y












Information about previous performance does not guarantee future performance.
Source: FactSet

Price data

Ø price 5 days Ø volume 5 days (pcs.)	909.6483 USD (0)
Ø price 30 days Ø volume 30 days (pcs.)	884.4615 USD (0)
Ø price 100 days Ø volume 100 days (pcs.)	753.4831 USD (0)
Ø price 250 days Ø volume 250 days (pcs.)	- USD (-)
YTD High date	968.7422 USD (2024/03/25)
YTD Low date	491.6723 USD (2024/01/03)
52 Weeks High date	- USD (-)
52 Weeks Low date	- USD (-)

Recent Research

on underlying	on sector	on market	
Date		Headline	Download
2024/04/26		Global Equity Ratings	
2024/04/26		Aktienempfehlungen Global	
2024/04/03		Global Equity Ratings	
2024/04/03		Aktienempfehlungen Global	
2024/03/13		Global Equity Ratings	