

NVIDIA CORP. FUTURE (NVDF) - EUX/202412

2024/05/31 18:43:12

Price
1,122.5312 USD

Difference  -4.32% (-50.69)

General attributes

Symbol	NVDFZ24
Exchange	Eurex
Currency	USD
Security type	Future
Underlying	NVIDIA CORP.
Maturity	12-2024
Contract size	100

Market data

Bid (Bid size)	- USD (-)
Ask (Ask size)	- USD (-)
Open	1,122.5312 USD
High	1,122.5312 USD
Low	1,122.5312 USD
Close (prev. day)	1,173.2237 USD
Underlying	NVIDIA CORP.
Underlying price (date)	1,095.95 (24/05/31)
Settlement price (date)	1,122.53 (24/05/31)
Open Interest	0

Performance and Risk

	6m	1y	3y
Perf (%)	+126.92%	-	-
Perf (abs.)	+627.86	-	-
Beta	-	-	-
Volatility	45.84	-	-

Futures and Options

Related Futures	-
Related Options	-












Information about previous performance does not guarantee future performance.
Source: FactSet

Price data

Ø price 5 days Ø volume 5 days (pcs.)	1,140.7959 USD (0)
Ø price 30 days Ø volume 30 days (pcs.)	965.2674 USD (0)
Ø price 100 days Ø volume 100 days (pcs.)	852.1591 USD (0)
Ø price 250 days Ø volume 250 days (pcs.)	- USD (-)
YTD High date	1,173.2237 USD (2024/05/30)
YTD Low date	501.4497 USD (2024/01/03)
52 Weeks High date	- USD (-)
52 Weeks Low date	- USD (-)

Recent Research

on underlying	on sector	on market	
Date		Headline	Download
2024/05/29		Global Equity Ratings	
2024/05/29		Aktienempfehlungen Global	
2024/04/26		Global Equity Ratings	
2024/04/26		Aktienempfehlungen Global	
2024/04/03		Global Equity Ratings	