

# NVIDIA CORP. FUTURE (NVDF) - EUX/202406

2024/05/31 18:43:12

**Price**  
1,091.9863 USD

**Difference**  -4.32% (-49.27)

### General attributes

|               |              |
|---------------|--------------|
| Symbol        | NVDFM24      |
| Exchange      | Eurex        |
| Currency      | USD          |
| Security type | Future       |
| Underlying    | NVIDIA CORP. |
| Maturity      | 06-2024      |
| Contract size | 100          |

### Market data

|                         |                     |
|-------------------------|---------------------|
| Bid (Bid size)          | - USD (-)           |
| Ask (Ask size)          | - USD (-)           |
| Open                    | 1,091.9863 USD      |
| High                    | 1,091.9863 USD      |
| Low                     | 1,091.9863 USD      |
| Close (prev. day)       | 1,141.2556 USD      |
| Underlying              | NVIDIA CORP.        |
| Underlying price (date) | 1,095.95 (24/05/31) |
| Settlement price (date) | 1,091.99 (24/05/31) |
| Open Interest           | 0                   |

### Performance and Risk

|             | 6m       | 1y | 3y |
|-------------|----------|----|----|
| Perf (%)    | +126.32% | -  | -  |
| Perf (abs.) | +609.49  | -  | -  |
| Beta        | -        | -  | -  |
| Volatility  | 45.77    | -  | -  |

### Futures and Options

|                 |   |
|-----------------|---|
| Related Futures | - |
| Related Options | - |

5y













Information about previous performance does not guarantee future performance.  
Source: FactSet

### Price data

|   |                             |
|---|-----------------------------|
| Ø price 5 days   Ø volume 5 days (pcs.)     | 1,109.6933 USD (0)          |
| Ø price 30 days   Ø volume 30 days (pcs.)   | 938.9885 USD (0)            |
| Ø price 100 days   Ø volume 100 days (pcs.) | 829.8980 USD (0)            |
| Ø price 250 days   Ø volume 250 days (pcs.) | - USD (-)                   |
| YTD High   date                             | 1,141.2556 USD (2024/05/30) |
| YTD Low   date                              | 489.6898 USD (2024/01/03)   |
| 52 Weeks High   date                        | - USD (-)                   |
| 52 Weeks Low   date                         | - USD (-)                   |

### Recent Research

| on underlying | on sector   | on market                 |   |
|---------------|---|---------------------------|---|
| Date          |   | Headline                  | Download  |
| 2024/05/29    |  | Global Equity Ratings     |  |
| 2024/05/29    |  | Aktienempfehlungen Global |  |
| 2024/04/26    |  | Global Equity Ratings     |  |
| 2024/04/26    |  | Aktienempfehlungen Global |  |
| 2024/04/03    |  | Global Equity Ratings     |  |