

NVIDIA CORP. FUTURE (NVDF) - EUX/202406

2024/05/09 19:03:58

Price
897.5442 USD

Difference  -0.71% (-6.40)

General attributes

Symbol	NVDFM24
Exchange	Eurex
Currency	USD
Security type	Future
Underlying	NVIDIA CORP.
Maturity	06-2024
Contract size	100

Market data

Bid (Bid size)	- USD (-)
Ask (Ask size)	- USD (-)
Open	897.5442 USD
High	897.5442 USD
Low	897.5442 USD
Close (prev. day)	903.9435 USD
Underlying	NVIDIA CORP.
Underlying price (date)	899.50 (24/05/10)
Settlement price (date)	897.54 (24/05/09)
Open Interest	0

Performance and Risk

	6m	1y	3y
Perf (%)	+80.65%	-	-
Perf (abs.)	+400.70	-	-
Beta	-	-	-
Volatility	42.48	-	-

Futures and Options

Related Futures	-
Related Options	-












5y

Information about previous performance does not guarantee future performance.
Source: FactSet

Price data

Ø price 5 days Ø volume 5 days (pcs.)	905.7503 USD (0)
Ø price 30 days Ø volume 30 days (pcs.)	880.6586 USD (0)
Ø price 100 days Ø volume 100 days (pcs.)	750.3154 USD (0)
Ø price 250 days Ø volume 250 days (pcs.)	- USD (-)
YTD High date	964.6261 USD (2024/03/25)
YTD Low date	489.6898 USD (2024/01/03)
52 Weeks High date	- USD (-)
52 Weeks Low date	- USD (-)

Recent Research

on underlying	on sector	on market	
Date		Headline	Download
2024/04/26		Global Equity Ratings	
2024/04/26		Aktienempfehlungen Global	
2024/04/03		Global Equity Ratings	
2024/04/03		Aktienempfehlungen Global	
2024/03/13		Global Equity Ratings	