

# BEST BUY CO. INC. FUTURE (BBYF) - EUX/202512

2024/08/16 19:01:11

**Price**  
**84.2471** USD  
 Difference  0.57% (0.48)

**General attributes**

Symbol	BBYFZ25
Exchange	Eurex
Currency	USD
Security type	Future
Underlying	BEST BUY CORP INC.
Maturity	12-2025
Contract size	100

**Market data**

Bid (Bid size)	- USD (-)
Ask (Ask size)	- USD (-)
Open	84.2471 USD
High	84.2471 USD
Low	84.2471 USD
Close (prev. day)	83.7669 USD
Underlying	BEST BUY CORP INC.
Underlying price (date)	85.24 (24/08/16)
Settlement price (date)	84.25 (24/08/16)
Open Interest	0

**Performance and Risk**

	6m	1y	3y
Perf (%)	+13.67%	+6.37%	-
Perf (abs.)	+10.13	+5.05	-
Beta	-	-	-
Volatility	34.74	33.78	-

**Futures and Options**

Related Futures	-
Related Options	-












Information about previous performance does not guarantee future performance.  
 Source: FactSet

**Price data**

Ø price 5 days   Ø volume 5 days (pcs.)	82.7713 USD (0)
Ø price 30 days   Ø volume 30 days (pcs.)	85.3316 USD (0)
Ø price 100 days   Ø volume 100 days (pcs.)	81.5544 USD (0)
Ø price 250 days   Ø volume 250 days (pcs.)	75.9477 USD (0)
YTD High   date	93.4652 USD (2024/06/20)
YTD Low   date	69.2356 USD (2024/01/19)
52 Weeks High   date	505.4000 USD (2023/12/14)
52 Weeks Low   date	61.5121 USD (2023/11/10)

**Recent Research**

on sector		on market	
Date		Headline	Download
2024/08/12		Global Equity Ratings	
2024/08/12		Aktienempfehlungen Global	
2024/07/24		Global Equity Ratings	
2024/07/24		Aktienempfehlungen Global	
2024/07/15		Aktienempfehlungen Global	