

## TELIA LIETUVA AB

ISIN: LT0000123911 WKN: -

## Overview

2024/07/17 08:19:00

Price  
1.505 EURDifference  -0.33% (-0.01)

## General attributes

ISIN	LT0000123911
Symbol	TEL1L
Exchange	Berlin
Currency	EUR
Sector	Telecommunications
Security type	Stock
Market cap (m)	906 EUR
Benchmark	MSCI WORLD INDEX (STRD, UHD)

## Market data

Bid (Bid size)	-
Ask (Ask size)	-
Open	1.505 EUR
High	1.505 EUR
Low	1.505 EUR
Close (prev. day)	1.51 EUR
VWAP	-
Volume (pcs)	0
Trading volume	0.00
Number of trades	3
Last size	0

## Futures and Options





Related Futures	-
Related Options	-

5y



Information about previous performance does not guarantee future performance.  
Source: FactSet

## Recent research

on sector			
Date		Headline	Download
2024/07/15		Aktienempfehlungen Global	
2024/07/12		Global Equity Ratings	
2024/07/09		Aktienempfehlungen Österreich	
2024/06/24		Aktienempfehlungen Österreich	
2024/06/21		Global Equity Ratings	

## Details

2024/07/17 08:19:00

## Price

1.505 EUR

Difference ▼ -0.33% (-0.01)

## General attributes

ISIN	LT0000123911
Symbol	TEL1L
Exchange	Berlin
Currency	EUR
Sector	Telecommunications
Security type	Stock
Market cap (m)	906 EUR
Benchmark	MSCI WORLD INDEX (STRD, UHD)

## Market data

Bid (Bid size)	-
Ask (Ask size)	-
Open	1.505 EUR
High	1.505 EUR
Low	1.505 EUR
Close (prev. day)	1.51 EUR
VWAP	-
Volume (pcs)	0
Trading volume	0.00
Number of trades	3
Last size	0

## Performance and Risk

	6m	1y	3y
Perf (%)	-8.79%	-18.43%	-26.59%
Perf (abs.)	-0.15	-0.34	-0.55
Beta	0.02	0.18	0.10
Volatility	11.13	14.13	13.54

5y



Information about previous performance does not guarantee future performance.  
Source: FactSet

## Price data

Ø price 5 days   Ø volume 5 days (pcs.)	1.505 EUR (0)
Ø price 30 days   Ø volume 30 days (pcs.)	1.526 EUR (0)
Ø price 100 days   Ø volume 100 days (pcs.)	1.592 EUR (0)
Ø price 250 days   Ø volume 250 days (pcs.)	1.614 EUR (0)
YTD High   date	1.685 EUR (2024/01/26)
YTD Low   date	1.490 EUR (2024/06/28)
52 Weeks High   date	1.820 EUR (2023/07/18)
52 Weeks Low   date	1.490 EUR (2024/06/28)

## All listings for TELIA LIETUVA AB

Exchange	Date	Time	Price	Trading volume (mio.)	Number of trades
Stuttgart	2024/07/17	16:23	1.445 EUR	0.00	9
OMX Baltic Market Vilnius	2024/07/17	15:30	1.555 EUR	0.02	69
Munich	2024/07/17	08:18	1.59 EUR	0.00	1
London Stock Exchange	2018/05/22	17:35	1.12 EUR	0.00	1
Frankfurt	2024/07/17	08:07	1.505 EUR	0.00	2

	17					
Berlin	2024/07/17	08:19	1.505 EUR	0.00		3

## Company profile

### Company Logo



### Contact Details

TELIA LIETUVA AB

--

Saltonikiu str. 7A - 03501 Vilnius

Telefon: +370-5-262-15-11

Fax: +370-5-212-66-65

E-mail: info@telia.lt

### Company Profile

-

#### Members of Management Board

Giedre Kaminskaite-Salters Chairman of Managing Board

Andrius Semeskevicius Member of Executive Committee

Daina Veckyte Member of Executive Committee

Daiva Kasperaviciene Member of Executive Committee

Daniel Karpovic Member of Executive Committee

Diana Gold Member of Executive Committee

Elina Dapkeviciene Member of Executive Committee

Lina Bandzine Member of Executive Committee

Ramunas Bagdonas Member of Executive Committee

Vaida Jurkoniene Member of Executive Committee

Vytautas Buciskas Member of Executive Committee

#### Board of directors

Stefan Backman Chairman of Supervisory Board

Agneta Magdalena Wallmark Member of Supervisory Board

Claes Johan Ingemar Nycander Member of Supervisory Board

Hannu-Matti Mäkinen Member of Supervisory Board

Leda Iršikeviciene Member of Supervisory Board

Mindaugas Glodas Member of Supervisory Board