

## TELIA LIETUVA AB

ISIN: LT0000123911 WKN: -

## Overview

2024/07/18 08:04:57

## Price

1.445 EUR

Difference  0.00% (0.00)

## General attributes

ISIN	LT0000123911
Symbol	TEL1L
Exchange	Stuttgart
Currency	EUR
Sector	Telecommunications
Security type	Stock
Market cap (m)	906 EUR
Benchmark	MSCI WORLD INDEX (STRD, UHD)

## Market data

Bid (Bid size)	1.47 EUR (5,715)
Ask (Ask size)	1.665 EUR (9,680)
Open	1.445 EUR
High	1.445 EUR
Low	1.445 EUR
Close (prev. day)	1.445 EUR
VWAP	-
Volume (pcs)	0
Trading volume	0.00
Number of trades	1
Last size	0

## Futures and Options

Related Futures	-
Related Options	-







5y



Information about previous performance does not guarantee future performance.

Source: FactSet

## Recent research

on sector			
Date		Headline	Download
2024/07/15		Aktienempfehlungen Global	
2024/07/12		Global Equity Ratings	
2024/07/09		Aktienempfehlungen Österreich	
2024/06/24		Aktienempfehlungen Österreich	
2024/06/21		Global Equity Ratings	

## Details

2024/07/18 08:04:57

## Price

1.445 EUR

Difference ↔ 0.00% (0.00)

## General attributes

ISIN	LT0000123911
Symbol	TEL1L
Exchange	Stuttgart
Currency	EUR
Sector	Telecommunications
Security type	Stock
Market cap (m)	906 EUR
Benchmark	MSCI WORLD INDEX (STRD, UHD)

## Market data

Bid (Bid size)	1.47 EUR (5,715)
Ask (Ask size)	1.665 EUR (9,680)
Open	1.445 EUR
High	1.445 EUR
Low	1.445 EUR
Close (prev. day)	1.445 EUR
VWAP	-
Volume (pcs)	0
Trading volume	0.00
Number of trades	1
Last size	0

## Performance and Risk

	6m	1y	3y
Perf (%)	-7.96%	-16.47%	-24.94%
Perf (abs.)	-0.13	-0.29	-0.48
Beta	0.02	0.18	0.10
Volatility	13.43	15.21	19.19

5y



Information about previous performance does not guarantee future performance.  
Source: FactSet

## Price data

Ø price 5 days   Ø volume 5 days (pcs.)	1.445 EUR (0)
Ø price 30 days   Ø volume 30 days (pcs.)	1.459 EUR (0)
Ø price 100 days   Ø volume 100 days (pcs.)	1.523 EUR (10)
Ø price 250 days   Ø volume 250 days (pcs.)	1.543 EUR (4)
YTD High   date	1.625 EUR (2024/01/24)
YTD Low   date	1.420 EUR (2024/06/27)
52 Weeks High   date	1.755 EUR (2023/07/18)
52 Weeks Low   date	1.420 EUR (2024/06/27)

## All listings for TELIA LIETUVA AB

Exchange <span>⊕</span>	Date	Time	Price	Trading volume (mio.)	Number of trades
Stuttgart	2024/07/18	08:04	1.445 EUR	0.00	1
OMX Baltic Market Vilnius	2024/07/18	09:09	1.57 EUR	0.01	18
Munich	2024/07/18	08:11	1.59 EUR	0.00	1
London Stock Exchange	2018/05/22	17:35	1.12 EUR	0.00	1
Frankfurt	2024/07/18	08:02	1.455 EUR	0.00	1

	18					
Berlin	2024/07/18	08:11	1.455 EUR	0.00		1

## Company profile

### Company Logo



### Contact Details

TELIA LIETUVA AB

--

Saltonikiu str. 7A - 03501 Vilnius

Telefon: +370-5-262-15-11

Fax: +370-5-212-66-65

E-mail: info@telia.lt

### Company Profile

-

#### Members of Management Board

Giedre Kaminskaite-Salters  
Chairman of Managing Board

Andrius Semeskevicius  
Member of Executive Committee

Daina Veckyte  
Member of Executive Committee

Daiva Kasperaviciene  
Member of Executive Committee

Daniel Karpovic  
Member of Executive Committee

Diana Gold  
Member of Executive Committee

Elina Dapkeviciene  
Member of Executive Committee

Lina Bandzine  
Member of Executive Committee

Ramunas Bagdonas  
Member of Executive Committee

Vaida Jurkoniene  
Member of Executive Committee

Vytautas Buciskas  
Member of Executive Committee

#### Board of directors

Stefan Backman  
Chairman of Supervisory Board

Agneta Magdalena Wallmark  
Member of Supervisory Board

Claes Johan Ingemar Nycander  
Member of Supervisory Board

Hannu-Matti Mäkinen  
Member of Supervisory Board

Leda Iršikeviciene  
Member of Supervisory Board

Mindaugas Glodas  
Member of Supervisory Board