

STOLT-NIELSEN LTD

ISIN: **BMG850801025** WKN: -

Overview

2024/08/08 15:54:46

Price
407.00 NOKDifference  -6.33% (-27.50)

General attributes

ISIN	BMG850801025
Symbol	SNI
Exchange	London Stock Exchange
Currency	NOK
Sector	Transport
Security type	Stock
Market cap (m)	1,979 EUR
Benchmark	FTSE 100

Market data

Bid (Bid size)	105.80 NOK (20,000)
Ask (Ask size)	111.20 NOK (20,000)
Open	407.00 NOK
High	407.00 NOK
Low	407.00 NOK
Close (prev. day)	434.50 NOK
VWAP	407.00 NOK
Volume (pcs)	849
Trading volume	345,543.00
Number of trades	1
Last size	849






Futures and Options

Related Futures	-
Related Options	-



Information about previous performance does not guarantee future performance.
Source: FactSet

Recent research

on sector	Date	Headline	Download
	2024/08/09	 Equity Weekly	
	2024/07/29	 Aktienempfehlungen Österreich	
	2024/07/24	 Global Equity Ratings	
	2024/07/24	 Aktienempfehlungen Global	
	2024/07/15	 Aktienempfehlungen Global	

Details

2024/08/08 15:54:46

Price

407.00 NOK

Difference ▼ -6.33% (-27.50)

General attributes

ISIN	BMG850801025
Symbol	SNI
Exchange	London Stock Exchange
Currency	NOK
Sector	Transport
Security type	Stock
Market cap (m)	1,979 EUR
Benchmark	FTSE 100

Market data

Bid (Bid size)	105.80 NOK (20,000)
Ask (Ask size)	111.20 NOK (20,000)
Open	407.00 NOK
High	407.00 NOK
Low	407.00 NOK
Close (prev. day)	434.50 NOK
VWAP	407.00 NOK
Volume (pcs)	849
Trading volume	345,543.00
Number of trades	1
Last size	849

Performance and Risk

	6m	1y	3y
Perf (%)	-2.04%	-	+213.56%
Perf (abs.)	-8.46	-	+277.20
Beta	0.25	0.37	0.72
Volatility	-	109.45	94.22

5y



Information about previous performance does not guarantee future performance.
Source: FactSet

Price data

Ø price 5 days Ø volume 5 days (pcs.)	- NOK (-)
Ø price 30 days Ø volume 30 days (pcs.)	420.75 NOK (180)
Ø price 100 days Ø volume 100 days (pcs.)	441.47 NOK (171)
Ø price 250 days Ø volume 250 days (pcs.)	390.98 NOK (88)
YTD High date	482.90 NOK (2024/06/12)
YTD Low date	403.49 NOK (2024/02/02)
52 Weeks High date	482.90 NOK (2024/06/12)
52 Weeks Low date	251.00 NOK (2023/08/25)

All listings for STOLT-NIELSEN LTD

Exchange	Date	Time	Price	Trading volume (mio.)	Number of trades
Tradegate	2024/08/09	22:26	35.30 EUR	0.02	5
Stuttgart	2024/08/09	17:08	34.10 EUR	0.00	12
London Stock Exchange	2024/08/08	15:54	407.00 NOK	0.35	1
Hanover	2024/08/09	08:01	34.35 EUR	0.00	3
Hamburg	2024/08/09	08:01	34.30 EUR	0.00	3

	09					
Frankfurt	2024/08/09	08:06	34.35 EUR	0.00		2
First North Stockholm	2024/08/07	18:00	408.00 NOK	0.04		2
FINRA other OTC Issues	2024/08/05	17:45	33.57 USD	0.01		2
Duesseldorf	2024/08/09	08:12	34.25 EUR	0.00		2
Berlin	2024/08/09	08:17	34.30 EUR	0.00		1

Company profile

Company Logo



Company Profile

-

Contact Details

STOLT-NIELSEN

--

Kingsway 65 WC2B 6TD London

Telefon: +44 20 7611 8960

Fax: +44 20 7611 8965

E-mail: investors@stolt.com