

USD/RUB FUTURES (WITH HUF SETTLEMENT) (USD-RUB) - BUD/20250618

2024/05/20 03:51:04

Price
100.8837 RUBDifference  0.21% (0.21)

General attributes

Symbol	USD-RUB0625
Exchange	Budapest Stock Exchange
Currency	RUB
Security type	Future
Underlying	US DOLLAR / RUSSIAN ROUBLE (USD/RUB)
Maturity	06-2025
Contract size	1,000

Market data

Bid (Bid size)	- RUB (-)
Ask (Ask size)	- RUB (-)
Open	100.8837 RUB
High	-
Low	-
Close (prev. day)	100.6725 RUB
Underlying	US DOLLAR / RUSSIAN ROUBLE (USD/RUB)
Underlying price (date)	90.58 (24/05/20)
Settlement price (date)	- (-)
Open Interest	0

Performance and Risk

	6m	1y	3y
Perf (%)	-	-	-
Perf (abs.)	-	-	-
Beta	-	-	-
Volatility	-	-	-

Futures and Options

Related Futures	-
Related Options	-

5y









Chart
not available

Information about previous performance does not guarantee future performance.
Source: FactSet

Price data

Ø price 5 days Ø volume 5 days (pcs.)	- RUB (-)
Ø price 30 days Ø volume 30 days (pcs.)	- RUB (-)
Ø price 100 days Ø volume 100 days (pcs.)	- RUB (-)
Ø price 250 days Ø volume 250 days (pcs.)	- RUB (-)
YTD High date	- RUB (-)
YTD Low date	- RUB (-)
52 Weeks High date	- RUB (-)
52 Weeks Low date	- RUB (-)

Recent Research

on market		
Date	Headline	Download
2024/05/19	 Hungarian central bank to cut rates further	
2024/05/13	 Will Romanian central bank begin monetary easing?	
2024/05/10	 EU News Monthly May 2024	
2024/05/08	 Marktkommentar	
2024/05/06	 Anzeichen für eine wirtschaftliche Wende?	