


# USD/CAD FUTURES (WITH HUF SETTLEMENT) (USD-CAD) - BUD/20250618

2024/07/27 09:52:04

**Price**  
1.3717 CAD

**Difference**  0.20% (0.00)

**General attributes**

**Symbol** USD-CAD0625

**Exchange** Budapest Stock Exchange

**Currency** CAD

**Security type** Future

**Underlying** US DOLLAR / CANADIAN DOLLAR (USD/CAD)

**Maturity** 06-2025

**Contract size** 1,000

**Market data**

**Bid (Bid size)** - CAD (-)

**Ask (Ask size)** - CAD (-)

**Open** 1.3717 CAD

**High** -

**Low** -

**Close (prev. day)** 1.369 CAD

**Underlying** US DOLLAR / CANADIAN DOLLAR (USD/CAD)

**Underlying price (date)** 1.3833 (24/07/27)

**Settlement price (date)** - (-)

**Open Interest** 0


**Performance and Risk**

	6m	1y	3y
Perf (%)	-	-	-
Perf (abs.)	-	-	-
Beta	-	-	-
Volatility	-	-	-

**Futures and Options**

**Related Futures** -

**Related Options** -



Information about previous performance does not guarantee future performance.  
Source: FactSet

**Price data**

Ø price 5 days | Ø volume 5 days (pcs.) - CAD (-)

Ø price 30 days | Ø volume 30 days (pcs.) - CAD (-)

Ø price 100 days | Ø volume 100 days (pcs.) - CAD (-)

Ø price 250 days | Ø volume 250 days (pcs.) - CAD (-)








YTD High | date - CAD (-)

YTD Low | date - CAD (-)

52 Weeks High | date - CAD (-)

52 Weeks Low | date - CAD (-)

**Recent Research**

on market			Download
Date		Headline	
2024/07/25		CEE Special Report   Can we work more for longer?	
2024/07/22		CEE   Baltics   Economic performance further diverges	
2024/07/22		Märkte preisen Trump noch nicht ein	
2024/07/22		Will Hungarian central bank pause or continue with monetary easing?	
2024/07/18		Western Balkan and the EU - who is ready?	