

## USD/NOK FUTURE (FCUN) - EUX/202606

2024/09/02 15:21:32

Price  
**10.5553** NOKDifference  0.41% (0.04)

## General attributes

Symbol	FCUNM26
Exchange	Eurex
Currency	NOK
Security type	Future
Underlying	US DOLLAR / NORWEGIAN KRONER (USD/NOK)
Maturity	06-2026
Contract size	1

## Market data

Bid (Bid size)	- NOK (-)
Ask (Ask size)	- NOK (-)
Open	10.5553 NOK
High	10.5553 NOK
Low	10.5553 NOK
Close (prev. day)	10.5121 NOK
Underlying	US DOLLAR / NORWEGIAN KRONER (USD/NOK)
Underlying price (date)	10.6719 (24/09/03)
Settlement price (date)	10.56 (24/09/02)
Open Interest	0

## Performance and Risk

	6m	1y	3y
Perf (%)	+0.67%	+1.60%	-
Perf (abs.)	+0.07	+0.17	-
Beta	-	-	-
Volatility	9.84	10.18	-

## Futures and Options

Related Futures	-
Related Options	-

5y








Information about previous performance does not guarantee future performance.  
Source: FactSet

## Price data

Ø price 5 days   Ø volume 5 days (pcs.)	10.5007 NOK (0)
Ø price 30 days   Ø volume 30 days (pcs.)	10.7284 NOK (0)
Ø price 100 days   Ø volume 100 days (pcs.)	10.6551 NOK (0)
Ø price 250 days   Ø volume 250 days (pcs.)	10.5681 NOK (0)
YTD High   date	11.0115 NOK (2024/07/25)
YTD Low   date	10.1015 NOK (2024/01/02)
52 Weeks High   date	11.0115 NOK (2024/07/25)
52 Weeks Low   date	9.9612 NOK (2023/12/27)

## Recent Research

Date	Headline	Download
2024/09/02	 Eurozone Inflation und US-Arbeitsmarkt beschäftigen die Märkte	
2024/09/02	 More 2Q24 GDP structure and monthly data on 3Q24 performance	
2024/08/26	 Glance at GDP structure and August's inflation	
2024/08/20	 CEE Special Report   Social Development Goals in the region	
2024/08/19	 Poland's monthly data as tipping point for upward growth revisions	