

USD/NOK FUTURE (FCUN) - EUX/202606

2024/07/26 15:32:28

Price
10.9343 NOKDifference  -0.70% (-0.08)

General attributes

Symbol	FCUNM26
Exchange	Eurex
Currency	NOK
Security type	Future
Underlying	US DOLLAR / NORWEGIAN KRONER (USD/NOK)
Maturity	06-2026
Contract size	1

Market data

Bid (Bid size)	- NOK (-)
Ask (Ask size)	- NOK (-)
Open	10.9343 NOK
High	10.9343 NOK
Low	10.9343 NOK
Close (prev. day)	11.0115 NOK
Underlying	US DOLLAR / NORWEGIAN KRONER (USD/NOK)
Underlying price (date)	11.0233 (24/07/27)
Settlement price (date)	10.93 (24/07/26)
Open Interest	0

Performance and Risk

	6m	1y	3y
Perf (%)	+6.28%	+9.63%	-
Perf (abs.)	+0.65	+0.96	-
Beta	-	-	-
Volatility	8.81	10.57	-

Futures and Options

Related Futures	-
Related Options	-

5y









Information about previous performance does not guarantee future performance.
Source: FactSet

Price data

Ø price 5 days Ø volume 5 days (pcs.)	10.9538 NOK (0)
Ø price 30 days Ø volume 30 days (pcs.)	10.6560 NOK (0)
Ø price 100 days Ø volume 100 days (pcs.)	10.6121 NOK (0)
Ø price 250 days Ø volume 250 days (pcs.)	10.5348 NOK (0)
YTD High date	11.0115 NOK (2024/07/25)
YTD Low date	10.1015 NOK (2024/01/02)
52 Weeks High date	11.0115 NOK (2024/07/25)
52 Weeks Low date	9.9160 NOK (2023/07/27)

Recent Research

Date	Headline	Download
2024/07/25	 CEE Special Report Can we work more for longer?	
2024/07/22	 CEE Baltics Economic performance further diverges	
2024/07/22	 Märkte preisen Trump noch nicht ein	
2024/07/22	 Will Hungarian central bank pause or continue with monetary easing?	
2024/07/18	 Western Balkan and the EU - who is ready?	