

## USD/NOK FUTURE (FCUN) - EUX/202606

2024/05/10 15:13:53

Price  
**10.6812** NOKDifference  -0.48% (-0.05)

## General attributes

Symbol	FCUNM26
Exchange	Eurex
Currency	NOK
Security type	Future
Underlying	US DOLLAR / NORWEGIAN KRONER (USD/NOK)
Maturity	06-2026
Contract size	1

## Market data

Bid (Bid size)	- NOK (-)
Ask (Ask size)	- NOK (-)
Open	10.6812 NOK
High	10.6812 NOK
Low	10.6812 NOK
Close (prev. day)	10.7329 NOK
Underlying	US DOLLAR / NORWEGIAN KRONER (USD/NOK)
Underlying price (date)	10.833 (24/05/12)
Settlement price (date)	10.68 (24/05/10)
Open Interest	0

## Performance and Risk

	6m	1y	3y
Perf (%)	-1.94%	-	-
Perf (abs.)	-0.21	-	-
Beta	-	-	-
Volatility	10.45	-	-

## Futures and Options

Related Futures	-
Related Options	-

5y












Information about previous performance does not guarantee future performance.  
Source: FactSet

## Price data

Ø price 5 days   Ø volume 5 days (pcs.)	10.7098 NOK (0)
Ø price 30 days   Ø volume 30 days (pcs.)	10.7427 NOK (0)
Ø price 100 days   Ø volume 100 days (pcs.)	10.4635 NOK (0)
Ø price 250 days   Ø volume 250 days (pcs.)	- NOK (-)
YTD High   date	10.9062 NOK (2024/05/02)
YTD Low   date	10.1015 NOK (2024/01/02)
52 Weeks High   date	- NOK (-)
52 Weeks Low   date	- NOK (-)

## Recent Research

Date	Headline	Download
2024/05/10	 EU News Monthly May 2024	
2024/05/08	 Marktkommentar	
2024/05/06	 Anzeichen für eine wirtschaftliche Wende?	
2024/05/06	 Mixed data on retail sales and industrial output	
2024/05/02	 FX markets reflect uncertain interest rate outlook	