

EUR/DKK FUTURE (FCDK) - EUX/202606

2024/08/21 16:29:40

Price
7.4247 DKK

Difference  -0.08% (-0.01)

General attributes

Symbol	FCDKM26
Exchange	Eurex
Currency	DKK
Security type	Future
Underlying	EURO / DANISH KRONE (EUR/DKK)
Maturity	06-2026
Contract size	1

Market data

Bid (Bid size)	- DKK (-)
Ask (Ask size)	- DKK (-)
Open	7.4247 DKK
High	7.4247 DKK
Low	7.4247 DKK
Close (prev. day)	7.4308 DKK
Underlying	EURO / DANISH KRONE (EUR/DKK)
Underlying price (date)	7.4615 (24/08/21)
Settlement price (date)	7.42 (24/08/21)
Open Interest	0

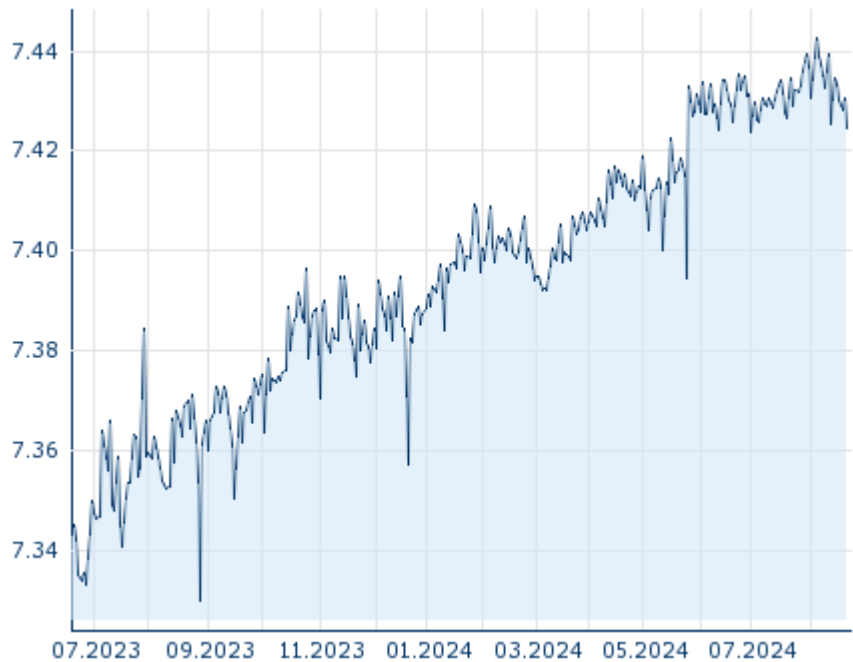
Performance and Risk

	6m	1y	3y
Perf (%)	+0.44%	+0.92%	-
Perf (abs.)	+0.03	+0.07	-
Beta	-	-	-
Volatility	1.32	1.55	-

Futures and Options

Related Futures	-
Related Options	-

5y







Information about previous performance does not guarantee future performance.
Source: FactSet

Price data

Ø price 5 days Ø volume 5 days (pcs.)	7.4315 DKK (0)
Ø price 30 days Ø volume 30 days (pcs.)	7.4330 DKK (0)
Ø price 100 days Ø volume 100 days (pcs.)	7.4237 DKK (0)
Ø price 250 days Ø volume 250 days (pcs.)	7.4017 DKK (0)
YTD High date	7.4427 DKK (2024/08/05)
YTD Low date	7.3840 DKK (2024/01/11)
52 Weeks High date	7.4427 DKK (2024/08/05)
52 Weeks Low date	7.3299 DKK (2023/08/29)

Recent Research

on market			
Date		Headline	Download
2024/08/20		CEE Special Report Social Development Goals in the region	
2024/08/19		Poland's monthly data as tipping point for upward growth revisions	
2024/08/12		Marktkommentar	
2024/08/12		US-Arbeitsmarkt und Bank of Japan verunsichern die Märkte	
2024/08/12		GDP growth data in spotlight	