

EUR/SEK FUTURE (FCSK) - EUX/202606

2024/05/10 15:13:53

Price
11.6742 SEK

Difference  **-0.21% (-0.02)**

General attributes

Symbol	FCSKM26
Exchange	Eurex
Currency	SEK
Security type	Future
Underlying	EURO / SWEDISH KRONA (EUR/SEK)
Maturity	06-2026
Contract size	1

Market data

Bid (Bid size)	- SEK (-)
Ask (Ask size)	- SEK (-)
Open	11.6742 SEK
High	11.6742 SEK
Low	11.6742 SEK
Close (prev. day)	11.6988 SEK
Underlying	EURO / SWEDISH KRONA (EUR/SEK)
Underlying price (date)	11.6865 (24/05/10)
Settlement price (date)	11.67 (24/05/10)
Open Interest	0

Performance and Risk

	6m	1y	3y
Perf (%)	-0.43%	-	-
Perf (abs.)	-0.05	-	-
Beta	-	-	-
Volatility	6.23	-	-

Futures and Options

Related Futures	-
Related Options	-

5y












Information about previous performance does not guarantee future performance.
Source: FactSet

Price data

Ø price 5 days Ø volume 5 days (pcs.)	11.6728 SEK (0)
Ø price 30 days Ø volume 30 days (pcs.)	11.6306 SEK (0)
Ø price 100 days Ø volume 100 days (pcs.)	11.3857 SEK (0)
Ø price 250 days Ø volume 250 days (pcs.)	- SEK (-)
YTD High date	11.7765 SEK (2024/04/30)
YTD Low date	11.1625 SEK (2024/03/08)
52 Weeks High date	- SEK (-)
52 Weeks Low date	- SEK (-)

Recent Research

Date	Headline	Download
2024/05/13	 Will Romanian central bank begin monetary easing?	
2024/05/10	 EU News Monthly May 2024	
2024/05/08	 Marktkommentar	
2024/05/06	 Anzeichen für eine wirtschaftliche Wende?	
2024/05/06	 Mixed data on retail sales and industrial output	